




Proven Accents®

PROVEN ACCENTS



SILVER BULLET®

Artemisia stelleriana

LANDSCAPE   15-25cm (6-10") Zones 5-9  Vigor: 3

Meet one of the best plants for in-demand low water combinations and landscapes. Lacy textured, silvery leaves artfully weave their way through combinations, playing well with other medium vigor plants and coordinating well with any colors you choose. Also useful as a low maintenance spreader for sunny landscapes.

Growing Tips for SILVER BULLET®

- Good water management practices are critical to healthy plant growth; water well and then allow the plant to draw the water from the soil.
- Growing plants with too much irrigation can cause chlorosis, keep plants on the dry side.
- Once established in the container, plants can be moved outdoors to create more greenhouse space. Protect if temperatures drop below 29° F especially in the first 10 days after moving outside.
- If the crop becomes overgrown, plants can be sheared to shape. They can also be shaped after flowering in landscape use.
- 150-200 ppm fertilizer for optimal growth.
- In growing group AC (see page 133).

Notes: For all sizes of containers, pinch the liner 1–2 weeks after transplant; for containers larger than 6" and for hanging baskets, trim around the edge of the container as needed prior to spacing or hanging of the baskets. Once established Silver Bullet is a very fast growing plant, growth can be controlled by reducing fertility or withholding water.

AWARD WINNER – SILVER BULLET® *Artemisia*

27 Awards including: Perfect Score, Penn State; Leader of the Pack, NC State; Top Performer, Michigan State University



SILVER BULLET®
Artemisia stelleriana

Asparagus Fern

Asparagus densiflorus 'Sprengeri'

   30-61 cm (12-24") Vigor: 2

An iconic accent plant for hanging baskets and upright containers is the asparagus fern. It forms a dense mound of fresh green, arching fronds of needlelike foliage that are soft to the touch. This classic spiller thrives in part shade in all zones and will handle direct sun in cooler climates, so it is easy to use in a wide variety of container recipes.

Growing Tips for Asparagus Fern

- Prefers low to medium light conditions
- Feed with 100–150 ppm N
- Avoid allowing the soil to dry to point of wilting as this will cause leaf drop
- Cold temperatures can cause foliar bleaching
- In growing group BB (see page 133).

Notes: No pinching or PGRs are needed for asparagus fern. General scouting practices are needed; watch for aphids.



Asparagus Fern
Asparagus densiflorous

PEGASUS® *Begonia*

LANDSCAPE    30-46cm (12-18") Vigor: 3

This impressive begonia features glossy, durable, deep green leaves with extensive silver markings. Its upright habit makes it an eye-catching thriller in combination containers and it looks great in landscapes, too.

Growing Tips for PEGASUS®

- 150-200 ppm N.
- No growth regulators recommended or needed.
- Good air circulation and bright but filtered light will decrease the threat of botrytis.
- Pegasus is tough and durable, however still needs temps above 50° F to look its best.
- In growing group BA (see page 133).

Notes: Treat with preventative broad spectrum fungicidal drench at transplant. Scout crops regularly (at least once a week) for disease development.

AWARD WINNER – PEGASUS® *Begonia*

27 Awards including: Top Performer, Colorado State University; Top Performer, Jardin Daniel A Seguin; Top Performer, Massachusetts Horticulture Society; Leader of the Pack, North Carolina State University; Top Performer, Texas A&M; Top Performer, University of Tennessee-Knoxville



PEGASUS® *Begonia*

SILVER FALLS™

Dichondra argentea

LANDSCAPE    5-15cm (2-6") Vigor: 3

This versatile spiller enhances hanging baskets and upright container recipes with its long, trailing stems lined with small, metallic silver leaves that flow from the edges of containers like a sparkling waterfall. It is exceptionally tolerant of heat, humidity and drought.

Growing Tips for SILVER FALLS™

- Requires high light levels in production.
- Feed with 150-200ppm N.
- Easiest to grow in warm, dry conditions. Let the crop dry out well before watering again.
- In growing group BA (see page 133).

Notes: Pinching should not be necessary. A tank mix of 5000ppm B-Nine® and 1000ppm Cycocel® applied one week after transplant will increase branching, control stem length and prevent plants from tangling. It will also increase the silvering of the foliage.



SILVER FALLS™
Dichondra argentea

Spikes *Dracaena indivisa*

61-91cm (24-36") Vigor: 3

An easy and economical way to add value to container recipes is by adding a single spike as a thriller. Its broad, green, sword-shaped leaves emanate from a single trunk, adding dynamic presence, structure and height to container plantings. Spikes are tolerant of a broad range of growing conditions and are easy to overwinter in a greenhouse or as a houseplant.

Growing Tips for Spikes

- Prefers medium to high light conditions
- Feed with 150–200 ppm N
- Container size will ultimately control height of plant
- Do not bury crown when transplanting
- Avoid dry down as this will cause tip burn
- In growing group BB (see page 133).

Notes: No pinching or PGRs are needed for spike plants. General scouting practices are needed; watch for spider mites.

English Ivy *Hedera helix*

LANDSCAPE 8-20 cm (3-8") Vigor: 2

Ivy is incredibly useful in designing upright containers and hanging basket recipes since it grows in any conditions – sun or shade, moist or dry, in cool or warm climates. Use it as a spiller, a climber on trellises and fences, or on topiary forms. Both solid and variegated-leaf forms are available; variegated selections tend to have a slower growth rate.

Growing Tips for English Ivy

- Prefers medium light conditions
- Feed with 150–200 ppm N
- Do not allow the plant to dry to the point of wilting or leaf burn will occur
- In growing group BB (see page 133).

Notes: Pinch at time of transplant, leaving at least three nodes intact. For larger pot sizes, multiple pinches can be beneficial. No PGRs are necessary. General scouting practices are needed; watch for spider mites.

Licorice Plant *Helichrysum*

LANDSCAPE 20-30cm (8-12") Vigor: 3 Icicles: 20-41cm (8-16") Vigor: 2

These beautiful and undemanding accent plants are easy to use in hanging baskets, upright containers and window boxes as a fun foliage filler or spiller. Like many silver foliage plants, they are sun, heat and drought tolerant and require little fertilizer to thrive. Icicles makes an eye-catching upright filler with its dense, needlelike foliage. The smaller-leaved selections add a pop of silver on long, arching stems in mixed color combos.

Growing Tips for Licorice Plant

- Prefers medium to high light conditions
- Feed with 150–200 ppm N
- Avoid wet or moist soils in low light months
- In growing group CB (see page 133).

Notes: Pinch plants once and drench with a preventative fungicide two weeks after transplant. General scouting practices are needed; watch for spider mites, aphids and whiteflies. PGRs are not necessary. Trim trailing varieties to shape if growing in large containers or combinations.



PATRICIA®
Hedera helix

Yellow Ripple
Hedera helix

Glacier
Hedera helix

Spikes
Dracaena indivisa



Petite Licorice
Helichrysum petiolare

Icicles
Helichrysum thianschanicum

Licorice Splash
Helichrysum petiolare

White Licorice
Helichrysum petiolare

ILLUSION® and SWEET CAROLINE *Ipomoea batatas*

Sweet potato vines have long been essential components of container recipes and landscapes. The exceptional genetics we offer include a wide range of colors, shapes and habits. All are selected against flowering and potato production and are selected against displaying oedema under high stress conditions, which ensures vigorous growth.

ILLUSION® *Ipomoea batatas*

LANDSCAPE 15-25cm (6-10") Vigor: 3

Sweet Caroline *Ipomoea batatas*

LANDSCAPE 15-41cm (6-16") Vigor: 3 except Sweet Caroline Bewitched Green with Envy: Vigor: 4

Sweet Caroline MEDUSA™ Green *Ipomoea batatas* *** USPPAF CanPBR/AF

A first to market, exclusive new foliage form for *Ipomoea*. Distinctive palm-shaped, thick, chartreuse leaves on tight internodes form a compact, mounded to slightly trailing plant. Well-behaved in container recipes and gorgeous in mono baskets. New this year.

Growing Tips for ILLUSION® and Sweet Caroline

- 150-200 ppm fertilizer for optimal growth.
- Keep air circulation up and foliage dry. Prolonged wet foliage may lead to bacterial leaf spotting.
- Use 2500 ppm of B-9 to maintain shape on 4.5".
- This crop loves the heat and humidity. For the fastest crops keep production temperatures over 70° F and keep fertility levels fairly high.
- In growing group CC (see page 133).

Notes: For Illusions, no pinch is necessary. For Sweet Caroline varieties, pinch once, 2 weeks after liner planting.

AWARD WINNERS

ILLUSION® *Ipomoea batatas*

159 Awards including: Top Performer, Oklahoma State; Leader of the Pack, North Carolina State; Outstanding Rating, Disney Trials

SWEET CAROLINE *Ipomoea batatas*

260 Awards including: Leader of the Pack, North Carolina State; Prairie Star, Kansas State; Best Varieties, Penn State

Proven Winners *Ipomoea* Comparison Chart

Series	Varieties	Distinguishing Characteristics	Breeding Goal	Colors	Habit	Branching – Relative to Others	Flowering	Leaf Shape	PGR Requirements
Illusion®	Emerald Lace Garnet Lace Midnight Lace	Dissected foliage; compact habit	Same as Sweet Caroline	Light green, purple, red or bronze	Compact	High	No – Rarely, when under stress	Dissected	Usually not needed
	Sweet Caroline Bewitched Bewitched After Midnight™ Bewitched Green with Envy™	Compact mounding but not trailing habit; more upright initially; serrated leaf margin	Mounding habit with serrated leaf	Light green, purple-black	Compact	Medium to high	Occasionally under short days, low light	Serrated margin	Not needed
	Sweet Caroline Sweetheart Jet Black™ Lime Red	Enhanced branching over Sweet Caroline series; heart-shaped leaves	Same as Sweet Caroline	Light green, purple, red	Moderately compact	Medium	No	Entire, cordate	May be needed for holding plants and small container sizes
Sweet Caroline Sweetheart	Kiwi™ Medusa™ Green Raven™ Red Hawk™	Enhanced branching and reduced stem elongation over free varieties	Bred for reduced internode size, better branching and reduced storage root formation	Chartreuse, Light green, red, purple-black	Mounding	Medium	No	Deeply lobed	May be needed for holding plants and small container sizes
	Light Green	Enhanced branching and reduced stem elongation over free varieties	Bred for reduced internode size, better branching and reduced storage root formation	Light green	Trailing	Medium	No	Deeply lobed	May be needed for holding plants and small container sizes
	Blackie	Aggressive trailing growth	First ornamental sweet potato on the market	Purple-black	Trailing	Low	Occasionally under short days, low light	Deeply lobed	May be needed for holding plants and small container sizes
	Margarita	Aggressive trailing growth	First ornamental sweet potato on the market	Chartreuse	Trailing	Low	Occasionally under short days, low light	Entire, cordate	May be needed for holding plants and small container sizes



ILLUSION® Emerald Lace
Ipomoea batatas ^{NCORNSP012EMLC} USPP21744 Can4162

ILLUSION® Midnight Lace
Ipomoea batatas ^{NCORNSP011MNLCL} USPP21743 Can4161

ILLUSION® Garnet Lace
Ipomoea batatas ^{NCORNSP013GNLCL} USPP23612 Can4537



'Sweet Caroline Light Green'
Ipomoea batatas ^{USPP15028 Can2975}

Top 50

Top 50

Sweet Caroline RAVEN™
Ipomoea batatas ^{NCORNSP-024SCR/ USPP31837 CanPBR/AF}

Sweet Caroline RED HAWK™
Ipomoea batatas ^{NCORNSP-028SCR/ USPPAF CanPBR/AF}

NEW

Sweet Caroline MEDUSA™ Green
Ipomoea batatas *** USPPAF CanPBR/AF

ILLUSION® and SWEET CAROLINE *Ipomoea batatas*

continued



Sweet Caroline Bewitched AFTER MIDNIGHT™
Ipomoea batatas NCDRNSP-0208WAM USPP23958 Can15778

Sweet Caroline Bewitched GREEN WITH ENVY™
Ipomoea batatas NCDRNSP-0208WGW E USPP23903 Can15779



'Sweet Caroline Sweetheart Red'
Ipomoea batatas USPP19013 Can2904



Sweet Caroline KIWI™
Ipomoea batatas NCDRNSP-0255SCK USPPAF Can189AF



Sweet Caroline Sweetheart Lime
Ipomoea batatas NCDRNSP-019SCSHLM USPP28318 Can15777



Sweet Caroline Sweetheart JET BLACK™
Ipomoea batatas NCDRNSP-021SHJBE USPP29378 Can15780

Blackie and Margarita *Ipomoea batatas*

LANDSCAPE 10-25cm (4-10") Vigor: 4

When long, bold, strongly trailing spillers are what you need, choose from these two selections which can trail up to six feet from mostly unbranched stems. Blackie presents deep purple-black, deeply lobed foliage on cascading stems, while Margarita's chartreuse leaves are more heart-shaped. Both exhibit good heat tolerance and are versatile in hanging baskets and landscapes.



Blackie
Ipomoea batatas



Margarita
Ipomoea batatas

PINK CHABLIS® *Lamium maculatum*

LANDSCAPE 20-30cm (8-12") Zones 4-8 Vigor: 3

Easily adaptable for containers and landscapes, this versatile plant thrives in sun and shade. Its cool silver foliage complements the pretty pink blossoms that dot the trailing stems.

Growing Tips for PINK CHABLIS®

- Can be produced under high or low light levels.
- 150-200 ppm fertilizer for optimal growth.
- Leaf purpling can occur when grown in low-fertility situations or cold temperatures.
- Very tolerant of cool temperatures; can be moved outdoors once temps are above 28° F (-2° C).
- All Lamiums are susceptible to downy mildew, scout crops regularly.
- In growing group AC (see page 133).

Notes: Winter flowering occurs in Sunbelt states. No pinching or growth regulator needed.

AWARD WINNER – PINK CHABLIS® *Lamium*

6 Awards including: Top Pick, Dallas Arboretum; Top Performer-Perennial, Colorado State University; Knock Your Socks Off, University of Georgia; Top Performer, University Laval



PINK CHABLIS®
Lamium maculatum Check In! USPP17925

CHARMED® Wine

Oxalis regnellii

LANDSCAPE 15-41cm (6-16") Vigor: 1

Here's a plant you can grow and sell in multiple displays including St. Patrick's Day, shade collections and as an indoor plant for sunny windowsills. Violet purple, shamrock-shaped leaves form a restrained mound topped with pale pink flowers all season. Easy to mix with other low to medium vigor plants in window boxes and patio pots, and looks great in 4.25 Grande™ containers.

Growing Tips for CHARMED® Wine

- Prefers warmer production temperatures.
- Warm and slightly dry conditions after transplanting speeds root in and growth.
- Light shade is best for optimal growth.
- Shear back if petioles become too long due to low light conditions.
- Use 150-200 ppm fertilizer for optimal growth.
- In growing group BB (see page 133).

Notes: To schedule for St. Patrick's Day, plan on a 4-6 week crop, and supplemental lighting may be needed to keep plant compact for Northern growers. Pinching not needed. PGRs not needed.

AWARD WINNER – CHARMED® Wine *Oxalis*

2 Awards: Arboretum Approved, Dallas Arboretum; Best of Species, Penn State



CHARMED® Wine
Oxalis regnellii JROXBURW1 USPP17557 Can2949

ROCKIN® 'Golden Delicious'

Salvia elegans

LANDSCAPE 91-122cm (36-48") Vigor: 4

Chartreuse plants are always in high demand since they provide an elegant accent to plants of every other color in combinations and landscape designs. This pineapple sage makes an outstanding thriller in large container recipes and forms a robust clump in the garden. It is heat and humidity tolerant and is resistant to downy mildew. Full sun conditions yield radiant yellow foliage; will be more chartreuse in shade. In warm climates with long growing seasons, this short-day plant may produce fire engine red flowers in fall.

Growing Tips for ROCKIN® 'Golden Delicious'

- Requires high light in production.
- Good air circulation and water drainage are important. Use a well-drained soil mix.
- A routine preventative broad spectrum fungicidal spray program is encouraged.
- 150-200 ppm N. Be careful to not overfertilize. Using fertilizer high in ammonia can cause excessive vegetative growth and lack of flowers.
- Growth can be controlled using B-9 at 2,500 to 3,750 ppm.
- Grow in 4.25 Grande™ for early season sales and in 1.0 Royale™ containers for bigger impact.
- In growing group AB. (see page 133).

Notes: Compact early habit is great for container production. Pinch at 1-2 weeks after transplant if needed. Growth can be controlled using lower temperatures.

AWARD WINNERS – ROCKIN® 'Golden Delicious' *Salvia*

22 Awards including: Top 10, JC Raulston Arboretum; Top Performer, Cornell University; Excellent Cool Season, Disney



ROCKIN® 'Golden Delicious'
Salvia elegans USPP17977

LEMON CORAL®

Sedum mexicanum

LANDSCAPE 8-25cm (3-10") Zones 7-11 Vigor: 2

A tough as nails filler for hanging baskets, troughs, combination containers and landscapes, this beautifully textured succulent is very vigorous and drought tolerant. Its lime green to chartreuse foliage pairs well with other vigorous sun loving varieties.

Growing Tips for LEMON CORAL®

- High light levels are required in production.
- Grow in dry to lightly moist soil. Plants are heat and drought tolerant once established.
- 100 - 150 ppm fertilizer for optimum growth.
- Good air circulation, water management practices, control of humidity, and good sanitation practices are critical.
- In growing group BB (see page 133).

Notes: No pinching needed. Naturally forms a very dense mat of lime green foliage. Treat with a preventative broad spectrum fungicidal drench at 1-2 weeks after transplant. Scout crops regularly (at least once a week) for disease development.

AWARD WINNER – LEMON CORAL® *Sedum*

46 Awards including: Top Performer, Colorado State University; Best Drought Tolerant, Tennessee State University; Top Performer, Texas A&M



LEMON CORAL® *Sedum mexicanum*

Persian Shield

Strobilanthes dyerianus

LANDSCAPE 46-91cm (18-36") Vigor: 3

This essential tropical accent plant makes a bold thriller in containers and landscapes. Long, narrow leaves are uniquely iridescent purple with black, green and silver accents. It thrives in warm, humid weather. The brightest coloration occurs in part shade in all but the coolest climates where it will grow in full sun. It is also adaptable as a houseplant.

Growing Tips for Persian Shield

- Prefers high light conditions
- Feed with 150–200 ppm N
- In growing group BB (see page 133).

Notes: Pinch plants once and drench with a preventative fungicide two weeks after transplant. A second pinch is optional based on your container size. Cycocel®, B-Nine® and Bonzi® are all effective at controlling height and internodal stretch. General scouting practices are needed; watch for spider mites, aphids and whiteflies.



Persian Shield *Strobilanthes dyerianus*

'Variegata' and 'Wojo's Jem' *Vinca*

LANDSCAPE    8-15cm (3-6")  Vigor: 2

A delicate accent for hanging baskets, upright containers and window boxes, these trailing vinca vines won't take up much room but will make a beautiful visual impact. Use the more subtle toned 'Variegata' with pastels and patterned companions, or the strongly variegated 'Wojo's Jem' with bold, solid colored companions. These vines grow quickly and tolerate sun or shade conditions.

Growing Tips for 'Variegata' and 'Wojo's Jem'

- Prefers high light conditions
- Feed with 150–200 ppm N
- In growing group AB (see page 133).

Notes: Drench with a preventative fungicide two weeks after transplant. For vinca grown in 6" or smaller containers, a single pinch two weeks after transplant is usually sufficient to produce a nicely branched plant. A Florel® application of 500ppm can also help to build a fuller plant. General scouting practices are needed; watch for spider mites and aphids.



'Variegata'
Vinca major

'Wojo's Jem'
Vinca maculata USPP11809