

Annual Collection

ANNUAL COLLECTION



SUNSATIA® *Nemesia* 15-25cm (6-10") Vigor: 2

This is the collection that epitomizes the art and science of plant breeding. Very showy and dramatic in borders, hanging baskets, and containers. All varieties have a full, attractive habit and are ideal for early spring. Sunsatia are exceptionally cold tolerant and incredibly colorful.

SUNSATIA® Cranberry Red *Nemesia* 'INNEMCRARE' USPPAF CanPBRAF
If you like Sunsatia Blood Orange™, you'll love this matching red selection which exhibits similar increased heat tolerance. It replaces Sunsatia Cranberry this year, with key improvements being a neater, more uniform habit, incredible flower coverage with larger flowers, and sunfast color. New this year.

AWARD WINNER – SUNSATIA® *Nemesia*
10 Awards including: Excellent Rating, Disney Trials; Consumer Top Choice, Cornell-Long Island

Growing Tips for SUNSATIA®

- Grow these plants on the dry side.
- Preventive fungicides are recommended 1 week after transplant.
- High light is required in production.
- Air circulation, proper water management, and good soil porosity are critical.
- Use well-drained media only.
- Requires 150-200 ppm fertilizer for optimal growth.
- In growing group AA (see page 145).

Notes: For all sizes of containers, pinch the liner 1-2 weeks after transplant; for containers larger than 6" and for hanging baskets, trim around the edge of the container as needed prior to spacing or hanging of the baskets. Cold temperatures will also control growth. Sensitive to pythium, phytophthora, and thielaviopsis. Rhapsody and other copper-based fungicides are effective as a preventative application.



Bluebird *Nemesia fruticans* 25-30cm (10-12") Vigor: 2

An essential annual for spring color bowls, window boxes and landscapes, this cold tolerant annual knows how to start the season off right. Its rich blue, clove-scented blossoms do not require deadheading for continuous bloom. Bluebird's habit is sturdy, compact and well-branched. It has exhibited excellent heat tolerance, blooming well into the summer months.

Growing Tips for Bluebird

- Preventive fungicides are recommended one week after transplant.
- Florel® at 500 ppm is effective at increasing branching.
- Sumagic® at 5 ppm and cold temperatures are effective at controlling growth.
- Requires 150-200 ppm fertilizer for optimal growth.
- In growing group AA (see page 145).

Notes: For all sizes of containers, pinch the liner 1-2 weeks after transplant; for containers larger than 6" and for hanging baskets, trim around the edge of the container as needed prior to spacing or hanging of the baskets.

AWARD WINNERS – Bluebird *Nemesia*

5 Awards including: Top Performer, Michigan State; Best of Breed for Winter, North Carolina State, JC Raulston Arboretum; Superior Rating, Penn State; Top Performer, Ohio State; Best of the Best, University of Georgia



Bluebird *Nemesia fruticans* 'Hubbird' USPP12014 Can1634

AROMANCE™ Pink *Nemesia fruticans* 25-46cm (10-18") Vigor: 2

Replacing Opal Innocence® this year is an intensely fragrant selection with larger, brighter pink flowers and increased heat tolerance. In trials, it performed beautifully throughout the summer, even handling heavy summer rains with ease. Watch for more new heat tolerant cultivars to come in this new series in the future. New this year.

Growing Tips for AROMANCE™

- Provide high light levels in production.
- Feed with 150-200ppm N.
- Good water management practices are critical to healthy plant growth.
- A 500pm application of Florel is effective at increasing branching. It can also be used to schedule flowering; flowers will appear 4 weeks after application.
- In growing group AA (see page 145).

Notes: Removing buds and flowers at transplant isn't necessary but can be beneficial. Treat with a preventative broad spectrum fungicidal drench 1-2 weeks after transplant. Pinch liners 1-2 weeks after transplant if needed. A 5ppm application of Sumagic® and cold temperatures can be used to control growth.



AROMANCE™ Pink *Nemesia fruticans* 'INNEMAROPY' USPPAF CanPBRAF

INFINITY® New Guinea Impatiens

LANDSCAPE    25-36cm (10-14") Vigor: 1

Highly recommended alternatives to *I. walleriana*, New Guinea Impatiens have a similar look but with larger, more brilliantly colored blooms that appear from spring through summer without deadheading. All are incredibly versatile, thriving in monoculture and combination containers as well as in landscapes. They are ideal for 4.25 Grande™ and 1.0 Royale™ container production.

Growing Tips for INFINITY®

- Preventive fungicides are recommended one week after transplant.
- Sensitive to high-soluble salts; use 100-150 ppm fertilizer.
- Light shade is optimal for best growth.
- Aggressive scouting and treatment program for thrips are recommended for INSV control. Do not use Medallion® due to severe PGR effect on NGIs.
- Be sure not to overwater while plants are still rooting to the container edge.
- Growing at too cool of a temperature can cause purpling of the foliage and the stunting of growth.
- Yellow foliage is caused by drying the plant down past wilt stage.
- In growing group CC (see page 145).

Notes: No pinching recommended. These varieties are bred to branch well without pinching, which would only delay flowering and result in a less-balanced plant habit. No growth regulators recommended or needed. Winter flowering occurs in Sunbelt states.

AWARD WINNERS –

INFINITY® New Guinea Impatiens

55 Awards including: Excellent Rating, Disney Trials; One of the Best, Penn State; Top Performer, University of Illinois; Top Performer, Colorado State University



INFINITY® Light Purple
Impatiens hawkerii 'Vianlipu' USPP16227




INFINITY® Blushing Crimson
Impatiens hawkerii 'Kiamuna' USPP20938



INFINITY® Blushing Lilac
Impatiens hawkerii 'Vioinfilla' USPP16147



INFINITY® Cherry Red
Impatiens hawkerii 'Vioinfchrimp' USPP20965



INFINITY® Dark Pink
Impatiens hawkerii 'Vioinfdkp' USPP16472



INFINITY® Lavender
Impatiens hawkerii *** USPPAF CanPB9AF



INFINITY® Light Purple
Impatiens hawkerii 'Vioinfipu' USPP16227



INFINITY® Orange
Impatiens hawkerii 'Vioinfotimp' Can2886



INFINITY® Orange Frost
Impatiens hawkerii 'Vioinfotfr' USPP16207 Can2288



INFINITY® Pink
Impatiens hawkerii 'Vioinpink' USPP16419



INFINITY® Pink Frost
Impatiens hawkerii 'Vioinfprfr' USPP16282



Collection
Top Seller

INFINITY® Red
Impatiens hawkerii 'Vioinfalbis' USPP23277



INFINITY® Salmon
Impatiens hawkerii 'Vioinfalimp' USPP20971



Collection
Top Seller

INFINITY® White
Impatiens hawkerii 'Vioinfwhimp' USPP20984



INFINITY® Lavender
Impatiens hawkerii *** USPPAF CanPB9AF




INFINITY® Red
Impatiens hawkerii 'Vioinfalbis' USPP23277

Collection
Top Seller



CHARMED® Wine
Oxalis regnellii 'JROXBURWI' USPP17567 Can2949

CHARMED® Wine *Oxalis regnellii*

   15-41cm (6-16") Vigor: 1

Here's a plant you can grow and sell in multiple displays including St. Patrick's Day, shade collections and as an indoor plant for sunny windowsills. Violet purple, shamrock-shaped leaves form a restrained mound topped with pale pink flowers all season. Easy to mix with other low to medium vigor plants in window boxes and patio pots, and looks great in 4.25 Grande™ containers.

Growing Tips for CHARMED® Wine

- Prefers warmer production temperatures.
- Warm and slightly dry conditions after transplanting speeds root in and growth.
- Light shade is best for optimal growth.
- Shear back if petioles become too long due to low light conditions.
- Use 150-200 ppm fertilizer for optimal growth.
- In growing group BB (see page 145).

Notes: To schedule for St. Patrick's Day, plan on a 4-6 week crop, and supplemental lighting may be needed to keep plant compact for Northern growers. Pinching not needed. PGRs not needed.

AWARD WINNER – CHARMED® Wine *Oxalis*

2 Awards: Arboretum Approved, Dallas Arboretum; Best of Species, Penn State

BRIGHT LIGHTS™ *Osteospermum*

LANDSCAPE 20-30cm (8-12") Vigor: 2

Selected for their nestled branching and fuller, uniform habit that doesn't open up, these are some of the easiest *Osteospermum* to produce. Dual cold and heat tolerance results in a long sales window from spring into fall and through the winter in sunbelt states.

BRIGHT LIGHTS™ Berry Rose *Osteospermum* **** USPPAF CanPBRAF
These electric pink flowers are essential for creating lively spring recipes, displays and promotions. Strong impulse sales are assured with this cheerful daisy. New this year.

BRIGHT LIGHTS™ Purple *Osteospermum* 'INOSTBLPUR' USPPAF CanPBRAF
Royal purple flowers pair perfectly with Berry Rose for spring and summer container recipes. Pair it with jewel tones for fall. New this year.

BRIGHT LIGHTS™ White *Osteospermum* **** USPPAF CanPBRAF
Snow white daisies mix easily with other spring annuals, then continue the show into the summer, fall and winter months in the south. New this year.

Growing Tips for BRIGHT LIGHTS™

- Treat with a preventative broad spectrum fungicidal drench 1-2 weeks after transplant.
- Good air circulation, control of humidity, and good sanitation are critical to crop success.
- Cooler temperatures and high light in production are essential for spring bud set and branching.
- Use 150-200 ppm fertilizer.
- In growing group AB (see page 145).

Notes: Removing the buds and flowers at transplant isn't necessary but can be beneficial.

AWARD WINNER – BRIGHT LIGHTS™ *Osteospermum*

34 Awards including: Top Performer, Jardin Daniel A. Seguin; Top Performer, Penn State; Top Performer, University of Guelph; Top Performer, University Laval; Visitor's Choice, Missouri Botanic Garden



BRIGHT LIGHTS™ White *Osteospermum* **** USPPAF CanPBRAF

BRIGHT LIGHTS™ Purple *Osteospermum* 'INOSTBLPUR' USPPAF CanPBRAF

BRIGHT LIGHTS™ Berry Rose *Osteospermum* **** USPPAF CanPBRAF

BRIGHT LIGHTS™ Pink *Osteospermum* 'INOSTEPINK' USPPAF CanPBRAF



BRIGHT LIGHTS™ Double Moonglow *Osteospermum* **** USPPAF CanPBRAF
US Utility US8759646 and US9040792



BRIGHT LIGHTS™ Yellow *Osteospermum* 'INOSTYELLOW' USPP29021 CanPBRAF



Lemon SYMPHONY *Osteospermum* 'Seikimora' USPP13407 CDPF



Orange SYMPHONY *Osteospermum* 'Seikimora' USPP13409 CDPF

SYMPHONY *Osteospermum*

20-36cm (8-14") Vigor: 2

These interspecific hybrids exhibit improved heat tolerance and are virtually sterile, extending their flowering performance from early spring into the summer months. They are ideal for growing in 4.25 Grande™ containers for spring and fall sales.

Growing Tips for SYMPHONY

- Pinch at transplant only if necessary. If you pinch, use a spray application of fungicide immediately as a preventative measure.
- Requires high light in production.
- Warm and slightly dry conditions after transplanting speeds rooting and growth.
- Use 150-200ppm fertilizer.
- PGRs are not recommended.
- Symphony may be finished outside to tone plants.
- In growing group AB (see page 145).

AWARD WINNER – SYMPHONY *Osteospermum*

5 Awards including: Top Performer, Michigan State University; February Plant of the Month, Dallas Arboretum; One of the Best, Penn State

BOLDLY® *Pelargonium* LANDSCAPE 🌱 🏆 🌞 25-30cm (10-12") Vigor: 3

Geraniums are a consumer favorite, and the blooms of Boldly have a dedicated and strong following among gardeners. Their popularity has grown since this interspecific cross between zonal and ivy geraniums joined the Proven Winners brand. With more zonal traits than ivy traits, exceptional heat tolerance, and a mounded habit, Boldly offers beauty and strong garden performance.

AWARD WINNER – BOLDLY® *Pelargonium*
84 Awards including: Top Performer, Kansas State; Plant of Merit, University of Georgia; Leader of the Pack, North Carolina State; Top Performer, University of Minnesota

Growing Tips for BOLDLY®

- 200-250 ppm fertilizer for optimal growth.
- Requires high light in production.
- Pinching should not be necessary. Apply Cycocel at 750 to 1,000 ppm as needed.
- Apply 350 ppm of Florel® once or twice. First application should be applied 10 to 14 days after transplant. Repeat 5 to 8 days later, if desired. Applications should be stopped 6 to 7 weeks before desired sell date.
- Geraniums are sensitive to iron and magnesium toxicity; soil pH maintained above 6.0 will limit problems.
- In growing group BC (see page 145).

Notes: Treat with preventative broad-spectrum fungicidal drench one week after transplant. Scout crops regularly for disease development. Good air circulation, control of humidity, and good sanitation practices are critical.



BOLDLY® Lavender Rose
Pelargonium 'PEQZ0002' USPP23404 Can4632

BOLDLY® Burgundy
Pelargonium 'PEQZ0004' USPP24712 Can4634

BOLDLY® Hot Pink
Pelargonium 'PEUZ0001' USPP24735 Can4631

BOLDLY® Dark Red
Pelargonium 'Amri Tiared' USPP20245 Can3728

TIMELESS™ *Pelargonium* LANDSCAPE 🌱 🏆 🌞 30-46cm (12-18") Vigor: 2

Timeless geraniums share the same great genetics as their forerunner, Caliente, which are popular with consumers. This interspecific cross between zonal and ivy geraniums exhibits more ivy traits than zonal traits. Available in an array of vibrant colors, they all share exceptional heat tolerance and deliver a strong garden performance. Timeless Pink and Timeless Fire have a more cascading, very well-branched habit while the others in this series are more mounded and compact.

AWARD WINNER – TIMELESS™ *Pelargonium*
76 Awards including: Best of Breed, North Carolina State; Top Performer, Kansas State; Summer Survivor, Texas A&M

Growing Tips for TIMELESS™

- 200-250 ppm fertilizer for optimal growth.
- Requires high light in production.
- Pinching should not be necessary. Apply Cycocel® at 750 to 1,000 ppm as needed.
- Apply 350 ppm of Florel® once or twice. First application should be applied 10 to 14 days after transplant. Repeat 5 to 8 days later, if desired. Applications should be stopped 6 to 7 weeks before desired sell date.
- Geraniums are sensitive to iron and magnesium toxicity; soil pH maintained above 6.0 will limit problems.
- In growing group BC (see page 145).

Notes: Treat with preventative broad-spectrum fungicidal drench one week after transplant. Scout crops regularly for disease development. Good air circulation, control of humidity, and good sanitation practices are critical.



TIMELESS™ Lavender
Pelargonium *** USPPAF CanPBRAF

TIMELESS™ Fire
Pelargonium *** USPPAF CanPBRAF

TIMELESS™ Pink
Pelargonium 'Cante Pinka' USPP20678 Can3734

TIMELESS™ Orange
Pelargonium 'Cante Oran' USPP20686 Can3733

SUNSTAR™ *Pentas lanceolata*



Sunstar™ represents a breakthrough new line of genetics for Pentas that have retained their heat tolerance for Southern growers but are also now easier to produce in the North, even without supplemental lighting. Extra-large flower clusters nearly the size of hydrangea blossoms top the well-branched plants which fill 4.25 Grande™ containers fully.

Sunstar Pentas have excellent summer durability, powering through high heat and humidity, and make ideal bedding plants in the South. Since they are produced vegetatively, their flowering performance far exceeds that of seed Pentas. Now available in four colors. New this year.

SUNSTAR™ Lavender *Pentas* **** USPPAF

SUNSTAR™ Pink *Pentas* **** USPPAF

SUNSTAR™ Red *Pentas* **** USPPAF

SUNSTAR™ Rose *Pentas* 'PEZZ0003' USPP25942

Growing Tips for SUNSTAR™

- Requires high light in production.
- Feed with 100-150ppm N. Calcium and nitrate-based fertilizers help maintain a pH above 6.2. Avoid ammonia-based and acidifying fertilizers in production.
- Peak blooming occurs under long days.
- Good air circulation, control of humidity, good water management practices and proper sanitation are critical to producing healthy plants.
- In growing group CB (see page 145).

Notes: Treat with a preventative broad spectrum fungicidal drench 1-2 weeks after transplant. PGR sprays can be used to control height. Use 2500-5000ppm B-Nine®, 750-1000ppm Cycocel® or 5-10ppm Bonzi®. Scout crop at least once per week for disease development.



SUNSTAR™ Lavender
Pentas lanceolata **** USPPAF

SUNSTAR™ Red
Pentas lanceolata **** USPPAF

SUNSTAR™ Pink
Pentas lanceolata **** USPPAF

SUNSTAR™ Rose
Pentas lanceolata 'PEZZ0003' USPP25942

SUPERTUNIA® *Petunia*



The Best Petunia. Period. For incredible color and season-long performance, choose Supertunia. Whether you're using them to create extraordinary hanging baskets, upright combos or in landscapes, you can expect an exceptional show of color from planting until frost. Supertunias are self-cleaning – no deadheading necessary – and grow with remarkable vigor, petal substance and disease resistance. You won't find a more outstanding petunia.

SUPERTUNIA® RASPBERRY RUSH™

Petunia 'BBTUN91601M2' USPPAF CanPBRAF

This dynamite new bicolor, patterned petunia is destined to become one of our top sellers. Lush plants become blanketed in vibrant raspberry pink and white flowers that start early and last all season. It is stunning in monoculture baskets and vigorous in landscapes. New this year.

SUPERTUNIA® Sharon *Petunia* 'BBTUN22503' USPPAF CanPBRAF

Our trial managers agree, this is the best double petunia we've ever trialed. It delivers a phenomenal garden performance all season. Pink and white bicolor, star-patterned flowers are produced prolifically starting early in the season and are self-cleaning, avoiding botrytis issues. New this year.

Growing Tips for SUPERTUNIA®

- Requires high light in production.
- 250+ ppm fertilizer. Watch pH and EC levels.
- All "veined" petunias are more sensitive to cold. Keep above 50° F (10° C).
- Day-length neutral varieties need less PGRs. Cold temperatures also control growth.
- Yellow growth tips often indicate an iron shortage in response to too high pH.
- Black Cherry has above average vigor and flowers very early. Grow as bright as possible, space plants well, provide good air movement and avoid high humidity. Grow cool with 65-68°F days and 55-60°F nights. Regular applications of PGRs will help to keep plants more compact and will hold them longer.
- In growing group AA (see page 145).

Notes: For all sizes of containers, pinch the liner 1–2 weeks after transplant; for containers larger than 6" and for hanging baskets, trim around the edge of the container as needed prior to spacing or hanging of the baskets. 10-15 ppm Sumagic® spray or 1-3 ppm Bonzi® drench are effective at controlling growth. Apply as needed. Supertunia Trailing may require higher rates of PGRs.

AWARD WINNERS – SUPERTUNIA®

1546 Awards including: Top Performer, Missouri Botanical Garden; Exceptional Performer, University of Florida; Excellent Rating, Boerner Botanical Garden, Milwaukee, Wisconsin; Outstanding Rating, Disney Trials; Plant of the Year, Metrolina; Best New Variety, Colorado State University; Top Performer, Oregon State University



SUPERTUNIA® RASPBERRY RUSH™
Petunia


SUPERTUNIA® Sharon *Petunia*

There's a type of Supertunia to suit every gardening need. For a petunia that goes anywhere from landscapes to containers, choose the large-flowered, mounding Supertunia. Choose Supertunia Trailing for a bold splash of trailing color in premium combinations and use Supertunia Mini Vista for early color in hanging baskets and landscapes.

Supertunia®



SUPERTUNIA® BERMUDA BEACH®
Petunia 'Kerversalm' USPP19329
SUPERTUNIA® BLACK CHERRY®
Petunia 'USTUN3003' USPP27312 Can5279
Utility Patent 7642436B2
SUPERTUNIA® Blue Skies
Petunia 'KL1117mut1' USPPAF CanPBRAF
SUPERTUNIA® BORDEAUX™
Petunia 'Lanbor' USPP16144 Can2532
SUPERTUNIA® Giant Pink
Petunia 'USTUN153' USPP14856 Can1934



SUPERTUNIA® HONEY™
Petunia 'DCAS303' USPP26888
Utility Patent 7642436B2
SUPERTUNIA® LATTE™
Petunia 'Kerlatte' USPP28069 Can5208
SUPERTUNIA® LIMONCELLO®
Petunia 'Pactyel' USPP23282
SUPERTUNIA® LOVIE DOVIE™
Petunia 'BBTUN91601' USPP29663 CanPBRAF
SUPERTUNIA® PICASSO IN PURPLE®
Petunia 'DCASPTAYX' USPP27999 CanPBRAF



SUPERTUNIA® PRISCILLA®
Petunia 'Kerprilcomp' USPP19327 CanPBRAF
SUPERTUNIA® RASPBERRY RUSH™
Petunia *** USPPAF CanPBRAF
SUPERTUNIA® Really Red
Petunia 'Sunremi' USPP16803 Can2838
SUPERTUNIA® ROYAL MAGENTA®
Petunia 'INPETROYMA' USPP29811 CanPBRAF
SUPERTUNIA® ROYAL VELVET®
Petunia 'Kokogawa S28' USPP13887 Can1039



SUPERTUNIA® Sharon
Petunia 'BBTUN22502' USPPAF CanPBRAF
SUPERTUNIA® White
Petunia 'KL 1117' USPP25485 Can4778

Supertunia Vista®



SUPERTUNIA VISTA® BUBBLEGUM®
Petunia 'USTUN16001' USPP17730 Can2871
SUPERTUNIA VISTA® Fuchsia
Petunia 'BBTUN65301' USPP28457 Can5785
SUPERTUNIA VISTA® Paradise
Petunia 'BBTUN98901' USPPAF CanPBRAF
SUPERTUNIA VISTA® Silverberry
Petunia 'USTUN160-01' USPP20903 Can3866
SUPERTUNIA VISTA® SNOWDRIFT™
Petunia 'BBTUN04401' USPPAF CanPBRAF

Supertunia® Trailing (formerly Supertunia® Mini)



SUPERTUNIA® Trailing Blue
Petunia 'Kerminblue' USPP21043 Can3867
SUPERTUNIA® Trailing Blue Veined
Petunia 'Canblue' USPP13543 Can1605
SUPERTUNIA® Trailing Bright Pink
Petunia 'Medioprimo' USPP14858 Can1932
SUPERTUNIA® Trailing Purple
Petunia 'USTUN16504' USPP17898 Can2872



SUPERTUNIA® Trailing Rose Veined
Petunia 'USTUN53402' USPP27390 Can6280
SUPERTUNIA® Trailing Silver
Petunia 'Petwibiv' USPP17247 Can2594
SUPERTUNIA® Trailing Strawberry Pink Veined
Petunia 'Constraw' USPP13539 Can1609

Supertunia® Mini Vista (formerly part of Supertunia® Charm)



SUPERTUNIA® Mini Vista Hot Pink
Petunia 'USTUN2401M' USPP29664 CanPBRAF
SUPERTUNIA® Mini Vista Indigo Improved
Petunia 'BBTUN93201' USPPAF CanPBRAF
SUPERTUNIA® Mini Vista Morning Glory
Petunia 'USTUN61801' USPP27391 Can5281



SUPERTUNIA® Mini Vista Pink Star
Petunia 'USTUNJ2401' USPP28028 Can5517
SUPERTUNIA® Mini Vista Sangria
Petunia 'USTUN34803' USPP22884 Can4352



SUPERTUNIA® Mini Vista Violet Star
Petunia 'USTUNJ1901' USPP28051 Can5516
SUPERTUNIA® Mini Vista White
Petunia 'USTUN87002' USPPAF CanPBRAF

Supertunia® Charm



SUPERTUNIA® Daybreak Charm
Petunia 'USTUN69002' USUSPP27727 Can5514



SUPERTUNIA® Mulberry Charm
Petunia *** USPPAF CanPBRAF

SUPERTUNIA® Trailing Petunia

LANDSCAPE 10-20cm (4-8") Vigor: 3

Supertunia Trailing petunias are the highlight of combination containers and hanging baskets. As the series name implies, these are strongly trailing plants that can reach an amazing six feet in length by season's end. They have smaller but extremely plentiful blooms and are later to flower, lasting well into fall. We recommend them for mid-May production.



Collection Top Seller



SUPERTUNIA® Trailing Blue Veined Petunia



Top 50



SUPERTUNIA® Trailing Bright Pink Petunia



SUPERTUNIA® Trailing Purple Petunia



SUPERTUNIA® Trailing Blue Veined Petunia



SUPERTUNIA® Trailing Silver Petunia



SUPERTUNIA® Trailing Strawberry Pink Veined Petunia



Collection Top Seller

SUPERTUNIA® Trailing Blue Veined Petunia

SUPERTUNIA® Trailing Strawberry Pink Veined Petunia

SUPERTUNIA® Trailing Blue Veined Petunia

SUPERTUNIA® Trailing Rose Veined Petunia

SUPERTUNIA® Mini Vista Petunia

LANDSCAPE 15-30cm (6-12") Vigor: 3

For reliable, durable color in landscapes and containers, choose Supertunia Mini Vista (formerly part of the Supertunia Charm series). More compact and smaller flowered than standard Supertunia Vista petunias, they grow vigorously and bloom early, forming a dense blanket of color in landscapes. Their tightly branched, ball-shaped habit is picture perfect in 4.25 Grande containers.

SUPERTUNIA® Mini Vista Indigo Improved Petunia

This improved, early blooming selection blooms profusely with dark indigo flowers that transition through gradients of purple as they mature. Improved this year.




SUPERTUNIA® Mini Vista Indigo Improved Petunia



IMPROVED




SUPERTUNIA® Mini Vista Morning Glory Petunia



SUPERTUNIA® Mini Vista Pink Star Petunia



SUPERTUNIA® Mini Vista Sangria Petunia



Collection Top Seller



Collection Top Seller



Collection Top Seller

SUPERTUNIA® Mini Vista White Petunia

IMPROVED

SUPERTUNIA® Mini Vista Indigo Improved Petunia

NEW

SUPERTUNIA VISTA® *Petunia*

LANDSCAPE 🌱 🌳 30-61cm (12-24") 🦋 Vigor: 4

The best petunia for landscapes. Hands down.

Supertunia Vista varieties deliver an outstanding performance over the entire season, lasting an extra month in southern states and well into fall in moderate climates. They are bred to flower earlier, grow taller and wider, and grow more vigorously than other Supertunia. Vista Bubblegum has become a legend in its own time, and the other Vistas are well-matched too.

SUPERTUNIA VISTA® SNOWDRIFT™ *Petunia* 'BBTUN04401' USPPAF CanPBRAF

Living up to the Supertunia Vista name isn't easy, but Snowdrift is up to the task. It's everything you love about Bubblegum® but in snow white. Huge, vigorous, wide spreading plants are blanketed in self-cleaning flowers from spring into fall. Compared to Silverberry, this plant is larger and its flowers are pure white. New this year.



SUPERTUNIA® *Petunia*

LANDSCAPE 🌱 🌳 6-12" 🦋



Above: ANGELFACE® Perfectly Pink *Angelonia*, ANGELFACE® Super Blue *Angelonia*, GRACEFUL GRASSES® PRINCE TUT™ *Cyperus papyrus*, SUPERTUNIA VISTA® BUBBLEGUM® *Petunia*, SUPERTUNIA VISTA® Fuchsia *Petunia*, and SUPERTUNIA VISTA® Silverberry *Petunia*

	Timing	Habit	Recommended Use	Sun-Shade Tolerance
Supertunia Vista®	All Season	Mounded Trailing Height: 30-61cm (12-24") Trailing: 91cm (36")	4.50 Classic™, 4.25 Grande™, and 1.0 GL Royale™, Hanging baskets, upright containers, best Supertunia® for landscape	Full sun Early to flower
Supertunia®	Early Season – Summer	Mounded Trailing Height: 15-30cm (6-12") Trailing: 76cm (30")	4.50 Classic™, 4.25 Grande™, and 1.0 GL Royale™, Hanging baskets, upright containers, landscape	More shade tolerant than others – easier under short days in small containers
Supertunia® Trailing	Mid Season – Summer	Trailing Height: 10-20cm (4-8") Trailing: 91cm (36")	4.50 Classic™, 4.25 Grande™, and 1.0 GL Royale™ Hanging baskets, upright containers, landscape	Best under long days as late crop, Full sun
Supertunia® Giant Pink	Mid Season	Mounded Trailing Height: 15-30cm (6-12") Trailing: 91cm (36")	4.50 Classic™, 4.25 Grande™, and 1.0 GL Royale™ from Supernova, hanging baskets, upright containers with other vigorous varieties, landscape	Best under long days as late crop, Full sun
Supertunia® Charm	Mid Season	Mounded Trailing Height: 15-30cm (6-12") Trailing: 61cm (24")	4.50 Classic™, 4.25 Grande™, and 1.0 GL Royale™ Hanging baskets, upright containers and mixed containers with other vigorous varieties	Best under long days Full sun
Supertunia® Mini Vista	Mid Season	Mounded Trailing Height: 15-30cm (6-12") Trailing: 61cm (24")	4.50 Classic™, 4.25 Grande™, and 1.0 GL Royale™ Hanging baskets, upright containers and mixed containers with other vigorous varieties, landscape	Best under long days Full sun

Supertunia Timing Chart

There is a 7-week variance from earliest-flowering to latest-flowering varieties.

Week	9	10	11	12	13	14	15
Early-Flowering Varieties							
Supertunia® Daybreak Charm							
Supertunia® Latte™							
Supertunia® Honey™							
Supertunia Vista® Bubblegum®							
Supertunia® Lovie Dovie™							
Supertunia® Picasso in Purple®							
Supertunia® Mini Vista Indigo							
Supertunia Vista® Snowdrift™							
Supertunia Vista® Silverberry							
Supertunia® Mulberry Charm							
Supertunia® Mini Vista Pink Star							
Supertunia® Limoncello®							
Supertunia® Mini Vista Morning Glory							
Supertunia Vista® Fuchsia							
Supertunia® Royal Magenta®							
Supertunia® Royal Velvet®							
Supertunia® Mini Vista Sangria							
Supertunia® White							
Supertunia® Giant Pink							
Supertunia® Trailing Silver							
Supertunia® Mini Vista Violet Star							
Supertunia® Mini Vista Hot Pink							
Supertunia® Trailing Rose Veined							
Supertunia® Mini Vista White							
Supertunia® Blue Skies							
Supertunia® Black Cherry®							
Supertunia® Really Red							
Supertunia® Trailing Blue Veined							
Supertunia® Sharon							
Supertunia® Raspberry Rush™							
Supertunia Vista® Paradise							
Supertunia® Trailing Purple							
Supertunia® Bordeaux™							
Supertunia® Trailing Strawberry Pink Veined							
Mid-Flowering Varieties							
Supertunia® Bermuda Beach®							
Supertunia® Priscilla®							
Later-Flowering Varieties							
Supertunia® Trailing Bright Pink							
Supertunia® Trailing Blue							

Top-selling Supertunia

Supertunia continue to be our most popular line of plants – here’s how they rank in terms of liners sold in Canada.

- Supertunia® Bordeaux™
- Supertunia Vista® Bubblegum®
- Supertunia® Royal Velvet®
- Supertunia Vista® Fuchsia
- Supertunia Vista® Silverberry
- Supertunia® White
- Supertunia® Black Cherry®
- Supertunia® Royal Magenta®
- Supertunia Vista® Paradise
- Supertunia® Really Red
- Supertunia® Limoncello®
- Supertunia® Bermuda Beach®
- Supertunia® Trailing Blue Veined
- Supertunia® Honey™
- Supertunia® Latte™
- Supertunia® Mini Vista Violet Star (formerly Violet Star Charm)
- Supertunia® Mini Vista White (formerly White Charm)
- Supertunia® Trailing Blue
- Supertunia® Blue Skies
- Supertunia® Trailing Purple
- Supertunia® Daybreak Charm
- Supertunia® Trailing Strawberry Pink Veined
- Supertunia® Priscilla®
- Supertunia® Trailing Rose Veined
- Supertunia® Lovie Dovie™
- Supertunia® Trailing Silver
- Supertunia® Picasso in Purple®
- Supertunia® Giant Pink
- Supertunia® Mini Vista Pink Star (formerly Pink Star Charm)
- Supertunia® Mini Vista Sangria (formerly Sangria Charm)
- Supertunia® Mini Vista Hot Pink (formerly Hot Pink Charm)
- Supertunia® Trailing Bright Pink
- Supertunia® Mulberry Charm
- Supertunia® Mini Vista Indigo (formerly Indigo Charm)
- Supertunia® Mini Vista Morning Glory (formerly Morning Glory Charm)

INTENSIA® Phlox

LANDSCAPE 🪴 ☀️ 25-41cm (10-16") 🦋 Vigor: 2

Their heat, drought, and humidity tolerance, sweet fragrance, and rich colors have earned this series a stack of awards – and a special place in the hearts of gardeners throughout the Midwest and South. Intensia grow from early spring through autumn and are wonderful mid-height plants for your premium hanging baskets and containers.

Have You Had Trouble Growing Intensia?

Intensia prefers being dry, and normal greenhouse procedure is to never let the plant dry out. So a good rule of thumb with this plant is that when you think it’s ready to be watered, wait a day.

AWARD WINNER – INTENSIA® Phlox

70 Awards including: Top Pick, Dallas Arboretum; Superior Rating, Disney; Best of the Best, University of Georgia; Exceptional Performer, University of Florida; Best of Species, Penn State

Growing Tips for INTENSIA®

- Requires heat and high light for optimal growth.
- Order for mid-spring production.
- Proper air movement, water management, and good soil porosity are critical.
- Water lightly at planting. Grow warm until roots are established and then grow cool.
- 200-300 ppm fertilizer. When actively growing, increased fertilizer applications may be necessary.
- Can be finished for prime spring season in mixed containers. Mono baskets and small containers can be produced from mid-spring on, if grown properly.
- A preventative fungicidal drench should be done one week after transplant.
- In growing group AB (see page 145).

Notes: For all sizes of containers, pinch the liner 1-2 weeks after transplant; for containers larger than 6" and for hanging baskets, trim around the edge of the container as needed prior to spacing or hanging of the baskets. 5-10 ppm Sumagic® is effective. Cool temperatures are also an effective growth regulator.



INTENSIA® White
Phlox drummondii "DPHLDX866" USPP28185 Can5499

INTENSIA® Red Hot
Phlox drummondii "Dphlox911" USPP28127 Can5500

INTENSIA® Blueberry
Phlox "USPLX60306" USPP21646 Can4144

IMPROVED MOJAVE® Portulaca umbraticola LANDSCAPE 10-15cm (4-6") Vigor: 2

Capitalize on the succulent trend by offering these colorful flowering cultivars that bloom all summer without deadheading. Large, vivid blossoms that attract pollinators are held above the foliage on trailing stems. Use them in hanging baskets, upright containers and landscapes where they make a drought tolerant groundcover.

Growing Tips for MOJAVE®

- Grow on the dry side to help naturally control growth.
- 100-150 ppm fertilizer for optimum growth.
- Red leaf margins can indicate over-fertilization or extremely high light levels.
- When holding at cool temperatures, be sure to maintain temperatures no lower than 50°F to avoid leaf drop. Some red coloration on leaf margins may appear with cool temperatures. Under cool holding conditions, soil should be dry rather than moderate.
- In growing group BC (see page 145).

Notes: Pinch at 1-2 weeks after transplant if needed. Treat with a preventative broad spectrum fungicidal drench at 1-2 weeks after transplant. Scout crops regularly (at least once a week) for disease development. Good air circulation, control of humidity, and good sanitation practices are critical.

AWARD WINNER – MOJAVE® Portulaca

135 Awards including: Top Performer, Dallas Arboretum; Top Performer, Penn State; People's Pick, Texas A&M; Top Performer, Michigan State University; Top Performer, Missouri Botanic Garden



Collection
Top Seller

MOJAVE® Yellow
Portulaca umbraticola

MOJAVE® Red Improved
Portulaca umbraticola ^{DPOR 16000} USPPAF CanPBRAF

MOJAVE® Tangerine
Portulaca umbraticola ^{DPAZ15} USPP23243

MOJAVE® Pink
Portulaca umbraticola

MOJAVE® Fuchsia Improved
Portulaca umbraticola ^{DPORMOJAFU} USPPAF CanPBRAF

SUNBINI® Sanvitalia procumbens LANDSCAPE 15-25cm (6-10") Vigor: 2

With its large flowers and more uniform habit, Sunbini is fast to fill out and extra drought-tolerant. Be sure to recommend this one to your landscape customers.

Growing Tips for SUNBINI®

- High light is essential.
- 150 ppm fertilizer for optimal growth.
- Production time decreases when light and temperatures are optimal.
- Grow lean, warm, and dry for best results.
- Do not use any fungicides containing Azole, such as Banrot® and Truban®, as they will stunt the plants.
- In growing group BB (see page 145).

Notes: For all sizes of containers, pinch the liner 1-2 weeks after transplant; for containers larger than 6" and for hanging baskets, trim around the edge of the container as needed prior to spacing or hanging of the baskets. No PGRs needed. Plants are sensitive to Sumagic® but 2500 ppm B-9 is effective if needed.

AWARD WINNER – Sunbini® Sanvitalia

6 Awards including: Top Performer, Michigan State; Top Performer, Penn State; Best Varieties, Colorado State University



SUNBINI® *Sanvitalia procumbens* ^{Starbini} USPP17869 Can2827

Top 50

LEMON CORAL® Sedum mexicanum LANDSCAPE 8-25cm (3-10") Zones 7-11 Vigor: 2

A tough as nails filler for hanging baskets, troughs, combination containers and landscapes, this beautifully textured succulent is very vigorous and drought tolerant. Its lime green to chartreuse foliage pairs well with other vigorous sun loving varieties.

Growing Tips for LEMON CORAL®

- High light levels are required in production.
- Grow in dry to lightly moist soil. Plants are heat and drought tolerant once established.
- 100 - 150 ppm fertilizer for optimum growth.
- Good air circulation, water management practices, control of humidity, and good sanitation practices are critical.
- In growing group BB (see page 145).

Notes: No pinching needed. Naturally forms a very dense mat of lime green foliage. Treat with a preventative broad spectrum fungicidal drench at 1-2 weeks after transplant. Scout crops regularly (at least once a week) for disease development.

AWARD WINNER – LEMON CORAL® Sedum

44 Awards including: Top Performer, Colorado State University; Best Drought Tolerant, Tennessee State University; Top Performer, Texas A&M







LEMON CORAL® *Sedum mexicanum*

Top 50

NEW

UNPLUGGED™ SO BLUE™ *Salvia*

LANDSCAPE   36-61cm (14-24")    Vigor: 2

Similar to Playin' the Blues® but about half its size, this more compact salvia is easy to pair with other medium vigor annuals in container recipes and landscapes. True blue flowers are produced prolifically without deadheading on well-proportioned, heat and humidity tolerant plants from spring into fall. New this year.

Growing Tips for UNPLUGGED™

- Requires high light in production.
- Feed with 150-200ppm N. Using fertilizer high in ammonia can cause excessive vegetative growth and fewer flowers.
- Good water management practices are critical to healthy growth. Avoid overhead watering late in the day.
- Avoid saturated containers; grow slightly on the dry side.
- In growing group AB (see page 145).

Notes: A routine preventative fungicidal spray program is encouraged. This variety's compact early habit makes it perfect for smaller container production. Growth can be controlled using lower temperatures.



UNPLUGGED™ SO BLUE™
Salvia farinacea 'G14251' USPPAF CanPBRAF

NEW

ROCKIN'® *Salvia*

LANDSCAPE   36-61cm (14-24")    Vigor: 4

Gardeners are looking for plants to draw in pollinators and salvias work like a charm. Hummingbirds are highly attracted to the extra-large flowers of Rockin' Deep Purple and Fuchsia, while butterflies and bees enjoy Rockin' Playin' the Blues. Each member of this series is unique, but all share a refined habit and strong heat tolerance. They are spectacular in the landscape and make impressive thrillers in large containers.

ROCKIN'® BLUE SUEDE SHOES™ *Salvia* 'BBSAL01301' USPPAF CanPBRAF

Rare cool blue flowers with black calyxes are a breeding breakthrough for this *Salvia guaranitica* hybrid. Its refined, well-branched habit presents beautifully in containers at retail. New this year.

Growing Tips for ROCKIN'®

- Requires high light in production.
- Good air circulation and water drainage are important. Use a well-drained soil mix.
- A routine preventative broad spectrum fungicidal spray program is encouraged.
- 150-200 ppm N. Be careful to not overfertilize. Using fertilizer high in ammonia can cause excessive vegetative growth and lack of flowers.
- Growth can be controlled using B-9 at 2,500 to 3,750 ppm.
- Grow in 4.25 Grande™ for early season sales and in 1.0 Royale™ containers for bigger impact.
- In growing group AB. (see page 145).

Notes for ROCKIN'® PLAYIN' THE BLUES®:

Apply growth regulators as needed for height control.

Notes for ROCKIN'® Deep Purple, Fuchsia and 'Golden Delicious':

Compact early habit is great for container production. Pinch at 1-2 weeks after transplant if needed. Growth can be controlled using lower temperatures.

AWARD WINNERS – ROCKIN'® *Salvia*

199 Awards including: Excellent Rating, University Laval; Top Performer, University of Guelph; Perfect Score All Season, University of Minnesota; People's Choice, University of Georgia



ROCKIN'® 'Golden Delicious'
Salvia elegans USPP17977
91-122cm (36-48")



ROCKIN'® Fuchsia
Salvia 'BBSAL00301' USPPAF CanPBRAF
61-91cm (24-36")

ROCKIN'® PLAYIN' THE BLUES®
Salvia longispicata
x farinacea 'Balsalmispin' US29604
61-122cm (24-48")



ROCKIN'® Deep Purple
Salvia 'BBSAL09001' USPP30206 CanPBRAF
76-102cm (30-40")



ROCKIN'® BLUE
SUEDE SHOES™
Salvia 'BBSAL01301' USPPAF CanPBRAF
76-102cm (30-40")

ANNUAL COLLECTION

WHIRLWIND® *Scaevola aemula*

LANDSCAPE  20-36cm (8-14") Vigor: 3

For low maintenance color and season-long performance in the toughest conditions, choose Whirlwind. Their fan-shaped flowers may appear delicate, but these plants have their roots in rugged Western Australia bush country, so they thrive in heat, humidity and drought conditions. All three cultivars are well-branched and fill out containers fully. Their landscape performance is simply stellar.

WHIRLWIND® Blue Improved *Scaevola aemula* **** USPPAF CanPBRAF

A real standout in our trials, this improved selection displays beautiful branching, increased flower coverage and excellent vigor. It is a perfect match for others in the series. Improved this year.

Growing Tips for *Scaevola*

- Requires high light in production.
- 150-200 ppm fertilizer.
- Prefers warmer production temperatures.
- Australian plants prefer to have little or no phosphorous added.
- Sensitive to cold temperatures but makes a great spring and summer sales item.
- In growing group BA (see page 145).

Notes: For all sizes of containers, pinch the liner 1-2 weeks after transplant; for containers larger than 6" and for hanging baskets, trim around the edge of the container as needed prior to spacing or hanging of the baskets. Sumagic® at 2-5 ppm has been effective at controlling growth.

AWARD WINNERS

WHIRLWIND® *Scaevola*

57 Awards including: Excellent Rating, Disney Trials; Best of the Best, University of Georgia; Top Performer, Michigan State



WHIRLWIND® White
Scaevola aemula 'Bonny White' USPP20790 Can3851



WHIRLWIND® Blue Improved
Scaevola aemula *** USPPAF CanPBRAF



WHIRLWIND® Pink
Scaevola aemula 'DSCAVPBL'S' USPPAF CanPBRAF

IMPROVED

SNOWSTORM® *Sutera cordata* (Bacopa)

 10-25cm (4-10") Vigor: 2
Snowstorm® Giant Snowflake®: Vigor: 3

Our Sutera varieties show what happens when you start with the best genetics, then continually improve them. In hanging baskets and containers, Sutera's glimmering, star-shaped flowers add beauty and texture, but its delicate looks are backed by durability and vigor.

SNOWSTORM® Blue Improved *Sutera cordata* 'WINSUSNOBL' USPPAF CanPBRAF

This improved cultivar features an upgraded flowering performance, larger lavender blue flowers and improved vigor. Improved this year.

SNOWSTORM® GLACIER BLUE™ *Sutera cordata* 'WINSUSNOGL' USPPAF CanPBRAF

A color expansion for the series, bearing large, light blue flowers. The most heat tolerant of the bunch. New this year.

SNOWSTORM® Pink Improved *Sutera cordata* 'INSUTSNPIM' USPPAF CanPBRAF

An improved cultivar featuring increased vigor and larger, light pink flowers on well-rounded plants. Improved this year.

SNOWSTORM® Rose *Sutera cordata* **** USPPAF CanPBRAF

A unique color for Sutera, bearing large, bright rose pink flowers that are notably darker than Snowstorm Pink. New this year.

SNOWSTORM® SNOW GLOBE® Improved *Sutera cordata* 'WINSUSNOGL' USPPAF CanPBRAF

This improved cultivar features improved vigor, an upgraded spring and summer flowering performance, larger flowers and a rounded habit. Improved this year.

Growing Tips for SNOWSTORM®

- High light in production is essential in early season. Light shade is required for summer production.
- 150-200 ppm fertilizer for optimal growth.
- You must keep Giant Snowflake under control, especially under dark weather conditions. It should be treated with 500-750 ppm of B-9.
- Treat with preventative broad spectrum fungicidal drench one week after transplant.
- In growing group BA (see page 145).

Notes: Pinch as needed or to shape plants. Do not allow plants to dry out as they will drop both buds and flowers causing the plants to cycle out of bloom for several weeks.

AWARD WINNER – SNOWSTORM® *Sutera*

17 Awards including: Outstanding Rating, Disney Trial; Best of the Best, University of Georgia; Early Season Top Performer, Cornell, Long Island; Top Performer, University of Minnesota-Morris; Top Performer-Containers, Biltmore



SNOWSTORM® Rose
Sutera cordata



SNOWSTORM® Blue Improved
Sutera cordata



SNOWSTORM® Pink Improved
Sutera cordata



SNOWSTORM® GLACIER BLUE™
Sutera cordata



SNOWSTORM® SNOW GLOBE™ Improved
Sutera cordata



SNOWSTORM® GIANT SNOWFLAKE®
Sutera cordata 'Danova906' USPP17886 Can2861

ANNUAL COLLECTION

COLORBLAZE® *Solenostemon scutellarioides* (Coleus)



With vibrant color and season-long performance, the ColorBlaze collection of coleus is a must-have for your spring lineup. These foliage plants are bold, versatile, easy to grow, and extremely popular with gardeners. All are late-flowering varieties that hold their form throughout the season. They are tolerant of varying light conditions and are among the fastest-selling plants in any program.

COLORBLAZE® WICKED HOT™ *Solenostemon scutellarioides*

This full, well-branched coleus features frilly textured leaves in warm sunset orange hues with a wine red cast on its stems and undersides. It has shown good resistance to downy mildew. New this year.

COLORBLAZE® WICKED WITCH™ *Solenostemon scutellarioides*

This wicked good coleus features a full, well-branched habit that presents perfectly in containers and exhibits good resistance to downy mildew. Deep burgundy leaves with frilled, lime green edges are electrifying. New this year.

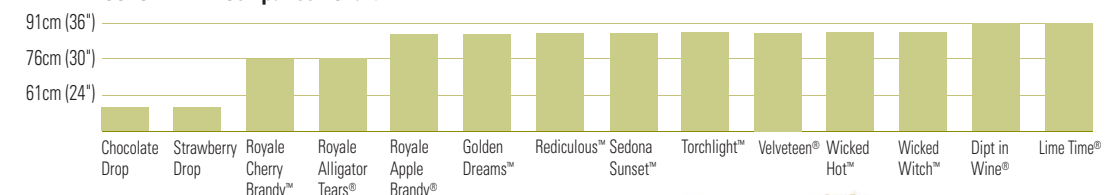
AWARD WINNER – COLORBLAZE® *Solenostemon*

562 Awards including: Top Performer, Ohio State; Leader of the Pack, North Carolina State; Top Performer, Kansas State; Top Performer, Oregon State University; Top Performer Sun and Shade, Texas A&M

Growing Tips for COLORBLAZE®

- Establish in a warm environment. Plants subject to chilling may be stunted.
- 150-200 ppm fertilizer for optimal growth.
- One to two pinches can be used to increase branching and for shaping. For small container sizes, this may not be necessary; larger containers will probably require pinching. Florel® can increase branching and reduce flowering. Cycocel/B-9 tank mix or Sumagic® spray at 3-5 ppm will help control growth if needed.
- In growing group BC (see page 145).

COLORBLAZE Comparison Chart



COLORBLAZE® LIME TIME™
Solenostemon scutellarioides

61-91cm (20-36") Vigor: 3

Collection
Top Seller

Collection
Top Seller

COLORBLAZE® REDICULOUS™
Solenostemon scutellarioides

61-86cm (24-34") Vigor: 4

COLORBLAZE® TORCHLIGHT™
Solenostemon scutellarioides

61-86cm (24-34") Vigor: 4

COLORBLAZE® Dipt in Wine
Solenostemon scutellarioides

51-91cm (20-36") Vigor: 4

COLORBLAZE® VELVETEEN®
Solenostemon scutellarioides

61-86cm (24-34") Vigor: 3

COLORBLAZE® SEDONA SUNSET™
Solenostemon scutellarioides

61-86cm (24-34") Vigor: 4

Collection
Top Seller

COLORBLAZE® Royale *Solenostemon scutellarioides* (Coleus)

For a tidier look in combinations and smaller containers, choose the more compact, tightly branched ColorBlaze Royale varieties.



COLORBLAZE® Royale
APPLE BRANDY®
Solenostemon scutellarioides
61-86cm (24-34") Vigor: 3

COLORBLAZE® Royale
ALLIGATOR TEARS®
Solenostemon scutellarioides
51-76cm (20-30") Vigor: 3

COLORBLAZE® Royale
CHERRY BRANDY™
Solenostemon scutellarioides
51-76cm (20-30") Vigor: 3

COLORBLAZE® Drop *Solenostemon scutellarioides* (Coleus)

Exclusive to Proven Winners, these trailing varieties form a wide spreading mound of small, scalloped leaves. They are an excellent component for container recipes when paired with other vigorous plants; also makes a colorful small-scale groundcover.



COLORBLAZE® Chocolate Drop
Solenostemon scutellarioides
36-46cm (14-18") Vigor: 4

COLORBLAZE® Strawberry Drop
Solenostemon scutellarioides
36-46cm (14-18") Vigor: 4

A-PEEL® *Thunbergia alata*

Easier to handle than most rambunctious Thunbergias, these more restrained selections have an increased shelf life and sales window for growers and retailers. They are easy to recommend to customers looking to create a quick screen on patio trellises and chain link fences, and are excellent climbing components for combinations paired with other vigorous varieties. Requires a trellis in Royale™ containers.

Lemon A-PEEL® *Thunbergia alata* "Lemon Star" USPP14371
Clear lemon yellow flowers with a black eye dot the bright green foliage all season.

Orange A-PEEL®
Thunbergia alata "Orange Wonder" USPP14767
Vibrant orange flowers with a black eye dot the bright green foliage all season.

Tangerine Slice A-PEEL®
Thunbergia alata "DL1501" USPPAF CanPBRAF
Orange and yellow bicolor flowers with a black eye dot the bright green foliage all season.



Trellis available
for 1.0 GL Royale™

Growing Tips for A-PEEL®

- Prefers warmer production temperatures; avoid chilling.
- These plants are vigorous; monitor containers regularly to keep twining stems at bay.
- Do not use irrigation frequency to control plant size. Drying to the point of wilt will cause leaf burn and drop. Can be run a little dry but not to the point of wilt.
- Scout for spider mites and whiteflies, especially when held for long periods before sale.
- It is suggested that a 12-18" high trellis that attaches to the edge of the Royale (1 GL) container be used to provide climbing support and added value.
- 200-250 ppm fertilizer for optimal growth
- In growing group CB. (see page 145).

Notes: Treat with a preventative broad spectrum fungicidal drench 1-2 weeks after transplant. Pinch 7-10 days after transplant. An additional 1-2 pinches may be needed for larger pot sizes. B-Nine may be used at 1500-2500ppm two weeks after transplant. Bonzi is also effective. Check manufacturer label for approved rates and usage recommendations.

AWARD WINNER – A-PEEL® *Thunbergia*

80 Awards including: Top Performer, University of Minnesota; Top Performer, University of Guelph; Best of Breed, NC State; Perfect Score All Season, Michigan State University



Lemon A-PEEL®
Thunbergia alata "Lemon Star" USPP14371

Orange A-PEEL®
Thunbergia alata "Orange Wonder" USPP14767

Tangerine Slice A-PEEL®
Thunbergia alata "DL1501" USPP30215 CanPBRAF

Collection
Top Seller

CATALINA® Torenia

LANDSCAPE 20-41cm (8-16") Vigor: 2

Catalina Torenia will make a colorful addition to your shade collection, as they thrive and bloom in any amount of sunlight. They make great fillers in combination containers and work well in landscapes too. An extra helping of heat tolerance and oversized blossoms add to their appeal.

AWARD WINNER – CATALINA® Torenia
73 Awards including: Top Pick, Dallas Arboretum; Best Old Variety, University of Tennessee; Top Performer, University of Wisconsin; Top Performer In-Ground and Containers, Kansas State University

- Growing Tips for CATALINA®**
- Prefers warmer production temperatures; cold, wet conditions can slow growth.
 - Light shade is best for optimal growth.
 - 200 ppm fertilizer.
 - Application of Florel® delays flowering 8-10 weeks.
 - Catalinas are best for 4" production.
 - In growing group CB (see page 145).

Notes: For all sizes of containers, pinch the liner 1-2 weeks after transplant; for containers larger than 6" and for hanging baskets, trim around the edge of the container as needed prior to spacing or hanging of the baskets. Should not need PGRs, as they are naturally compact.



CATALINA® White Linen
Torenia "Dancat5153" USPP1997

CATALINA® Midnight Blue
Torenia "Dancat511" USPP17878 Can2815



Collection
Top Seller

CATALINA® GILDED GRAPE™
Torenia "Dancat266" USPP20242 Can3904

CATALINA® Pink
Torenia "Dancatpink" USPP17025 Can2525

CATALINA® GRAPE-O-LICIOUS™
Torenia
8-12"

SUMMER WAVE® Torenia

LANDSCAPE 20-25cm (8-10") Vigor: 3

Synonyms for Summer Wave varieties include *fast*, *easy*, and *versatile*. Great as groundcovers, fantastic in window boxes and hanging baskets, and the ideal choice as spillers in containers, their deep, dark flower colors look amazing against a background of silver or lime green foliage plants.

- Growing Tips for SUMMER WAVE®**
- Prefers warmer production temperatures; cold, wet conditions can slow growth.
 - Light shade is best for optimal growth.
 - 200 ppm fertilizer.
 - Application of Florel® delays flowering 8-10 weeks.
 - Best in gallons and baskets.
 - In growing group CB (see page 145).

Notes: For all sizes of containers, pinch the liner 1-2 weeks after transplant; for containers larger than 6" and for hanging baskets, trim around the edge of the container as needed prior to spacing or hanging of the baskets. 10-15 Sumagic® spray is effective on Summer Wave.

AWARD WINNER – SUMMER WAVE® Torenia
22 Awards including: Exceptional Performer, University of Florida; Best of Species, Penn State; Top Performer, Missouri Botanic Garden



SUMMER WAVE® Large Amethyst
Torenia "Sunnenirepa" USPP14302 Can2362

Collection
Top Seller

SUMMER WAVE® Large Blue
Torenia "Sunnenilabu" USPP10843 Can1066

SUMMER WAVE® Large Violet
Torenia "Sunnenilamu" USPP15684 Can2471

NEW

IMPROVED

SUPERBENA® *Verbena*

LANDSCAPE   15-30cm (6-12")   Vigor: 3

Screened and selected for their robust vigor, large flower clusters and exceptional resistance to powdery mildew, you won't find better verbenas than Superbena. They present beautifully in 4.25 Grande™ containers, are essential components of dynamic container recipes, and make a colorful groundcover.

SUPERBENA SPARKLING® Amethyst Improved *Verbena* *** USPPAF CanPBRAF

Trial managers have been especially impressed with the enduring garden performance of this improved verbenas. Large clusters of amethyst and white flowers appear early and continue to bloom prolifically all season without deadheading. Improved this year.

SUPERBENA SPARKLING® Rosé *Verbena* 'RIKAV52102' USPPAF CanPBRAF

Replacing Superbena Sparkling Ruby this year, this new selection features larger flower clusters and exceptional resistance to powdery mildew. Light and dark pink bitone flowers appear early and bloom prolifically all season without deadheading. New this year.

Growing Tips for SUPERBENA®

- High light in production is essential.
- 150-200 ppm fertilizer.
- Preventive fungicides recommended one week after transplant.
- Low pH and severe dry down can cause iron toxicity if supplemental iron has been applied.
- In growing group BB (see page 145).

Notes: For all sizes of containers, pinch the liner 1-2 weeks after transplant; for containers larger than 6" and for hanging baskets, trim around the edge of the container as needed prior to spacing or hanging of the baskets. Growth can be controlled using lower temperatures. Although Superbena is more resistant than most, powdery mildew can be a problem in poor growing environments. A routine preventative spray program is encouraged.

Easiest SUPERBENA® to Grow –

Propagators recommend Royale varieties as the easiest Superbena to grow in a 4.25 container.

AWARD WINNER – SUPERBENA® *Verbena*

418 Awards including: Superior Rating, Penn State; Exceptional Performer, University of Florida; Superior Rating, Disney Trials; Top Performer, Colorado State University



SUPERBENA SPARKLING® Amethyst Improved *Verbena* *** USPPAF CanPBRAF

SUPERBENA SPARKLING® Rosé *Verbena* 'RIKAV52102' USPPAF CanPBRAF

Superbena®



SUPERBENA® Coral Red *Verbena* 'AKIV98-01' USPP21639 Can146

SUPERBENA® Dark Blue *Verbena* 'USBENAL8' USPP14853 Can1826

SUPERBENA® Large Lilac Blue *Verbena* 'USBENAL11' USPP14854 Can1827

SUPERBENA® Pink Shades *Verbena* 'USBENAL20' USPP14876 Can1829



SUPERBENA® Raspberry *Verbena* 'RIKAV45801' USPPAF CanPBRAF

SUPERBENA® Red *Verbena* 'RIKAV44101' USPPAF CanPBRAF

SUPERBENA® Scarlet Star *Verbena* 'RIKAV44501' USPPAF CanPBRAF



SUPERBENA® Stormburst *Verbena* 'RIKAV18302M' USPP23640 CanPBRAF

SUPERBENA® Violet Ice *Verbena* 'RIKAV18302' USPP23396 Can4786

SUPERBENA® WHITEOUT™ *Verbena* 'RIKAV1832M3' USPPAF CanPBRAF

Superbena Royale®



SUPERBENA ROYALE® Chambray *Verbena* 'AKIV571-1' USPP23051 Can4364

SUPERBENA ROYALE® Cherryburst *Verbena* 'AKIV28902M1' USPP27388

SUPERBENA ROYALE® Iced Cherry *Verbena* 'INVEBROICH' USPP23218 Can4587

SUPERBENA ROYALE® Peachy Keen *Verbena* 'RIKAV36504' USPP23063 Can5786

Superbena Sparkling®



SUPERBENA ROYALE® Plum Wine *Verbena* 'RIKAV14704' USPP23395 Can4785

SUPERBENA ROYALE® Romance *Verbena* 'RIKAV38602' USPP23013 Can5787

SUPERBENA SPARKLING® Amethyst Improved *Verbena* *** USPPAF CanPBRAF

SUPERBENA SPARKLING® Rosé *Verbena* 'RIKAV52102' USPPAF CanPBRAF

SUPERBENA ROYALE® *Verbena*

The upright compact habit of the Royale series makes it great for Grande™ container production, but it still becomes a vigorous, spreading plant for the consumer. Superb shelf life, yet strong garden performance make Royale varieties stand out.



SUPERBENA ROYALE®
Romance *Verbena*

SUPERBENA ROYALE®
Peachy Keen *Verbena*

SUPERBENA ROYALE®
Plum Wine *Verbena*

SUPERBENA ROYALE®
Cherryburst *Verbena*

SUPERBENA ROYALE®
Iced Cherry *Verbena*

SUPERBENA ROYALE® Chambray *Verbena*

Superbena Timing Chart

There is a 6-week variance from earliest-flowering to latest-flowering varieties.

Week	10	11	12	13	14	15
Early-Flowering Varieties						
Superbena Sparkling® Rosé						
Superbena Royale® Plum Wine						
Superbena Sparkling® Amethyst						
Superbena® Pink Shades						
Superbena® Large Lilac Blue						
Superbena Royale® Cherryburst						
Superbena® Violet Ice						
Mid-Flowering Varieties						
Superbena® Coral Red						
Superbena Royale® Romance						
Superbena Royale® Peachy Keen						
Superbena® Scarlet Star						
Superbena® Red						
Later-Flowering Varieties						
Superbena® Raspberry						
Superbena® Dark Blue						
Superbena® Whiteout™						
Superbena Royale® Chambray						
Superbena® Stormburst						
Superbena Royale® Iced Cherry						

Top-Selling Superbena®

Here's how they rank in terms of liners sold in Canada.

- Superbena® Red
- Superbena® Whiteout™
- Superbena® Violet Ice
- Superbena Royale® Plum Wine
- Superbena Royale® Chambray
- Superbena Royale® Peachy Keen
- Superbena® Dark Blue
- Superbena® Raspberry
- Superbena Sparkling® Amethyst
- Superbena Royale® Romance
- Superbena® Coral Red
- Superbena Sparkling® Ruby (now Sparkling® Rosé)
- Superbena Royale® Cherryburst
- Superbena® Large Lilac Blue
- Superbena® Pink Shades
- Superbena® Stormburst
- Superbena Royale® Iced Cherry
- Superbena® Scarlet Star

METEOR SHOWER®

Verbena bonariensis

LANDSCAPE 51-76cm (20-30") Vigor: 3

An updated look for the species, Meteor Shower® has a more compact, dense and vigorous growth habit which equates to more manageable and attractive plants as a flowering thriller in finished containers and massed in the landscape. And since the plants set little seed, it won't spread around the garden like most Verbenas of this type.

Growing Tips for METEOR SHOWER®

- High light levels are required in production.
- 150-200 ppm fertilizer for optimum growth.
- Good air circulation, water management practices, control of humidity, and good sanitation practices are critical.
- This plant sets little viable seed.
- In growing group BB (see page 145).

Notes: Pinch at 1-2 weeks after transplant if needed. To hold a crop for later delivery, an additional pinch or trim can be applied. Treat with a preventative broad spectrum fungicidal drench at 1-2 weeks after transplant. Scout crops regularly (at least once a week) for disease development.

AWARD WINNER –

METEOR SHOWER® *Verbena*
31 Awards including: Top Performer, Colorado State University; Top Performer, University of Minnesota-Morris; People's Pick, Texas A&M



METEOR SHOWER®
Verbena bonariensis INVEBPUTOW USPP27722 Can5507

Recommended replacements for dropped annual varieties for 2020

DROPPED VARIETY	RECOMMENDED REPLACEMENT
ARTIST® Purple <i>Ageratum</i>	ARTIST® Blue <i>Ageratum</i>
ANGELFACE® Super Pink <i>Angelonia angustifolia</i>	ANGELFACE® Perfecty Pink <i>Angelonia angustifolia</i>
CAMPFIRE® Fireburst <i>Bidens</i>	CAMPFIRE® Flame <i>Bidens</i>
GOLDILOCKS ROCKS® <i>Bidens ferulifolia</i>	GOLDILOCKS ROCKS® Improved <i>Bidens ferulifolia</i>
SUPERBELLS® CORALBERRY PUNCH™ <i>Calibrachoa</i>	SUPERBELLS® WATERMELON PUNCH™ <i>Calibrachoa</i>
SUPERBELLS® DREAMSICLE® <i>Calibrachoa</i>	SUPERBELLS® DREAMSICLE® Improved <i>Calibrachoa</i>
SUPERBELLS® Saffron <i>Calibrachoa</i>	SUPERBELLS® Double Amber <i>Calibrachoa</i>
SUPERBELLS® SWEET TART™ <i>Calibrachoa</i>	SUPERBELLS® HONEYBERRY™ <i>Calibrachoa</i>
TOUCAN® Rose <i>Canna x generalis</i>	TOUCAN® Coral <i>Canna x generalis</i>
SEÑORITA MI AMOR® <i>Cleome</i>	SEÑORITA ROSALITA® <i>Cleome</i>
DAHLIGHTFUL® Crushed Crimson <i>Dahlia variabilis</i>	DALINA® Grande Castillo <i>Dahlia</i>
DAHLIGHTFUL® Georgia Peach <i>Dahlia variabilis</i>	DALINA® Grande Tequila <i>Dahlia</i>
DAHLIGHTFUL® Lively Lavender <i>Dahlia variabilis</i>	DALINA® Grande Cozumel <i>Dahlia</i>
DAHLIGHTFUL® Sultry Scarlet <i>Dahlia variabilis</i>	DALINA® Grande Topia <i>Dahlia</i>
DAHLIGHTFUL® Tupelo Honey <i>Dahlia variabilis</i>	MYSTIC Illusion <i>Dahlia</i>
DIAMOND DELIGHT® <i>Euphorbia</i>	DIAMOND SNOW™ <i>Euphorbia</i>
‘Sweet Caroline Red’ <i>Ipomoea batatas</i>	Sweet Caroline RED HAWK™ <i>Ipomoea batatas</i>
FROSTY KNIGHT® <i>Lobularia</i>	WHITE KNIGHT® <i>Lobularia</i>
SUNSATIA® Cranberry <i>Nemesia</i>	SUNSATIA® Cranberry Red <i>Nemesia</i>
Opal INNOCENCE® <i>Nemesia fruticans</i>	AROMANCE™ Pink <i>Nemesia</i>
SOPRANO® Purple <i>Osteospermum</i>	BRIGHT LIGHTS® Purple <i>Osteospermum</i>
SOPRANO® White <i>Osteospermum</i>	BRIGHT LIGHTS® White <i>Osteospermum</i>
BOLDLY® Scarlet Fire <i>Pelargonium</i>	BOLDLY® Dark Red <i>Pelargonium</i>
TIMELESS™ Rose <i>Pelargonium</i>	TIMELESS™ Lavender <i>Pelargonium</i>
GRACEFUL GRASSES® Red Riding Hood <i>Pennisetum</i>	GRACEFUL GRASSES® Purple Fountain Grass <i>Pennisetum</i>
SUPERTUNIA® Indigo Charm <i>Petunia</i>	SUPERTUNIA® Mini Vista Indigo Improved <i>Petunia</i>
SUPERTUNIA® ‘Lavender Skies’ <i>Petunia</i>	SUPERTUNIA® Blue Skies <i>Petunia</i>
MOJAVE® Fuchsia <i>Portulaca umbraticola</i>	MOJAVE® Fuchsia Improved <i>Portulaca umbraticola</i>
MOJAVE® Red <i>Portulaca umbraticola</i>	MOJAVE® Red Improved <i>Portulaca umbraticola</i>
WHIRLWIND® Blue <i>Scaevola</i>	WHIRLWIND® Blue Improved <i>Scaevola</i>
COLORBLAZE® Dark Star <i>Solenostemon scutellarioides</i>	COLORBLAZE® WICKED WITCH™ <i>Solenostemon scutellarioides</i>
SNOWSTORM® Blue <i>Sutera cordata</i>	SNOWSTORM® Blue Improved <i>Sutera cordata</i>
SNOWSTORM® Pink <i>Sutera cordata</i>	SNOWSTORM® Pink Improved <i>Sutera cordata</i>
SNOWSTORM® SNOW GLOBE® <i>Sutera cordata</i>	SNOWSTORM® SNOW GLOBE® Improved <i>Sutera cordata</i>
SUPERBENA® Purple <i>Verbena</i>	SUPERBENA ROYALE® Plum Wine <i>Verbena</i>
SUPERBENA SPARKLING® Amethyst <i>Verbena</i>	SUPERBENA SPARKLING® Amethyst Improved <i>Verbena</i>
SUPERBENA SPARKLING® Ruby <i>Verbena</i>	SUPERBENA SPARKLING® Rosé <i>Verbena</i>

Proven Winners annuals re-named for 2020

NEW NAME	FORMER NAME
SUPERTUNIA® Mini Vista Hot Pink <i>Petunia</i>	SUPERTUNIA® Hot Pink Charm <i>Petunia</i>
SUPERTUNIA® Mini Vista Indigo <i>Petunia</i>	SUPERTUNIA® Indigo Charm <i>Petunia</i>
SUPERTUNIA® Mini Vista Morning Glory <i>Petunia</i>	SUPERTUNIA® Morning Glory Charm <i>Petunia</i>
SUPERTUNIA® Mini Vista Pink Star <i>Petunia</i>	SUPERTUNIA® Pink Star Charm <i>Petunia</i>
SUPERTUNIA® Mini Vista Sangria <i>Petunia</i>	SUPERTUNIA® Sangria Charm <i>Petunia</i>
SUPERTUNIA® Mini Vista Violet Star <i>Petunia</i>	SUPERTUNIA® Violet Star Charm <i>Petunia</i>
SUPERTUNIA® Mini Vista White <i>Petunia</i>	SUPERTUNIA® White Charm <i>Petunia</i>