




Let's Grow Together

At Proven Winners, we offer more than just beautiful plants. We want you to have the best gardening year ever this season and as growers ourselves, we firmly believe success starts with premium quality potting soil, plant foods, watering systems, our gardening tool and containers. That's why we have created our own line of products that maximize our plants' growth and flower power. Try them and experience the Proven Winners difference!



The Proven Winners Garden Book

Accomplished authors Ruth Rogers Clausen and Thomas Christopher share their practical gardening wisdom in this 188-page, full color book. Whether you are just starting out gardening or are a seasoned green thumb looking for ideas, you will find inspiration here. The book includes step-by-step instructions for everything from how to prepare a garden bed, select the best plants, design your landscape and containers, and so much more. Autographed copies are available exclusively in our online store.



111 East Elm Street, Suite D, Sycamore, Illinois 60178

Find Proven Winners locally or buy online at www.provenwinners.com.

Proven Winners Gardening Hotline: 815-895-8130

Question? Feedback? We're listening: provenwinners.com/feedback



Important Legal Notice: The plant varieties shown herein are protected by U.S. Plant Patents, or are U.S. Plant Patent Applied For, are protected by Canadian Plant Breeders' Rights, or are Canadian Plant Breeders' Rights Applied For, and/or are protected by trademark law. International Plant Breeders' Rights and/or trademarks also apply. In the U.S. and Canada, please visit provenwinners.com/patents for more information.

© 2020 Proven Winners® All rights reserved.



THE GARDENER'S IDEA BOOK



BACKYARD RETREAT JUST FOR HER

Wouldn't you love a space of your own, nestled in among the trees, to escape? Your backyard hideaway can be anything you want it to be – a quiet space to curl up with a summer novel, explore a creative pursuit or visit with a few good friends. Your she shed should be all about YOU.

Decorating your retreat inside and out with gorgeous flowers and plants gives it an inspired, homey feel. When you use a simple neutral paint palette and natural wood décor as a backdrop, any botanicals will go.

Notice how pink, purple and red shades were repeated among a diverse group of plants in the garden beds and indoor planters in this scene, creating a cohesive look in a small, eclectic space.

In landscape bed at right side of shed: HEART TO HEART™ FAST FLASH™ *Caladium*, HEART TO HEART™ 'Radiance' *Caladium*, HEART TO HEART™ 'White Wonder' *Caladium*, COLORBLAZE® Royale APPLE BRANDY® *Coleus*, SUNPATIENS® Compact Blush Pink *Impatiens*, LET'S DANCE® BIG EASY® *Hydrangea*, HIPPO® Red *Hypoestes*, Sweet Caroline RED HAWK™ *Ipomoea* and CATALINA® Midnight Blue *Torenia*

In containers on patio: SUPERBELLS® HONEYBERRY™ *Calibrachoa*, COLORBLAZE® WICKED WITCH™ *Coleus*, HIPPO® Red *Hypoestes*, SUNPATIENS® Compact Blush Pink *Impatiens*, LAGUNA® Sky Blue *Lobelia*, Sweet Caroline RAVEN™ *Ipomoea*, GRACEFUL GRASSES® Purple Fountain Grass *Pennisetum*, SUNSTAR™ Pink *Pentas* and UNPLUGGED® SO BLUE™ *Salvia*

Inside shed in containers: HEART TO HEART™ 'Chinook' *Caladium*, HEART TO HEART™ 'Dawn to Dusk' *Caladium*, HEART TO HEART™ 'Lemon Blush' *Caladium* and PATRICIA® *Hedera* (Ivy)



SHARING YOUR SHE SHED

When you create your own backyard retreat, you get to decide who's invited. If you are planning to use the space to entertain, spruce up the entrance with lush plantings, then add a few more seating options and a small table or two for setting snacks, wine and candles. The idea isn't to spend a lot of money here. Take a look around your home first to gather a few well-loved items that could be moved to your she shed. Then, hit a few local garage sales, flea markets or antique shops to pick up a few more treasures. The idea is to curate a lived-in look and relaxing atmosphere. Fresh from the garden fare will bring the experience to the next level.



Explore the color palette, planting guide and suggested plants to create your own she shed at pwwin.rs/sheshed.



In containers on patio: SUPERBELLS® HONEYBERRY™ *Calibrachoa*, COLORBLAZE® WICKED WITCH™ *Coleus*, HIPPO® Red *Hypoestes*, SUNPATIENS® Compact Blush Pink *Impatiens*, LAGUNA® Sky Blue *Lobelia*, Sweet Caroline RAVEN™ *Ipomoea*, GRACEFUL GRASSES® Purple Fountain Grass *Pennisetum*, SUNSTAR™ Pink *Pentas* and UNPLUGGED® SO BLUE™ *Salvia*
 Inside shed in containers: HEART TO HEART™ 'Chinook' *Caladium*, HEART TO HEART™ 'Dawn to Dusk' *Caladium*, HEART TO HEART™ 'Lemon Blush' *Caladium* and PATRICIA® *Hedera* (Ivy)
 Inside in planter overhead: PEGASUS® *Begonia*, Asparagus fern, Kimberley Queen fern, Glacier *Hedera* (Ivy) and PATRICIA® *Hedera* (Ivy)
 Opposite, outlined left to right: Sweet Caroline RED HAWK™ *Ipomoea*, SUNSTAR™ Pink *Pentas*, SUNPATIENS® Compact Blush Pink *Impatiens*, COLORBLAZE® WICKED WITCH™ *Coleus* and SUPERBELLS® HONEYBERRY™ *Calibrachoa*

THE SUPERTUNIA® COLLECTION

There's a reason why Supertunia petunias have remained at the top of our best-sellers list for decades. With nearly 40 unique varieties in the collection, there's one to suit every color scheme and garden space.

All Supertunias are vigorous, easy to grow petunias, and they can be used in different ways depending on what you're looking to accomplish in your garden. We'll suggest their best use here, but keep in mind that all Supertunias can be grown both in containers and in the landscape. Let's take a closer look at each type.



SUPERTUNIA VISTA®

PRIMARY USE **landscape design**

☉ height: 12-24" spread: 24-36"

To fill large expanses in the landscape quickly, you can't beat Supertunia Vista petunias. A single plant will easily fill three square feet, making them an affordable choice as a flowering groundcover. If you plant them in a container, make sure to use an extra-large one. Pair this type of petunia with other very vigorous plants in combinations.



SUPERTUNIA® TRAILING

PRIMARY USE **container gardening**

☉ height: 4-8" spread: 24-36"

You can't beat Supertunia Trailing as an all-season flowering spiller for hanging baskets and tall, upright containers. Their natural tendency is to grow straight down, cascading at least three feet long by summer. If your goal is to have the longest trailing flowers possible in your window boxes, choose Supertunia Trailing petunias.



SUPERTUNIA® MINI VISTA™

PRIMARY USE **landscape design**

☉ height: 6-12" spread: 18-24"

For the edge of the border or as an accent plant in smaller spaces, choose Supertunia Mini Vista. Though their strong vigor is similar to Supertunia Vista petunias, their mature size is significantly smaller. Their dense growth habit makes them harder to mix with other plants in container recipes, but they are magnificent planted on their own in containers.

SUPERTUNIA® MINI VISTA™ Petunia varieties (left to right): Morning Glory, Pink Star, Violet Star, Sangria, Hot Pink, White and Indigo





Opposite: SUPERTUNIA® BORDEAUX™ *Petunia*, SUPERTUNIA® ROYAL VELVET® *Petunia* with ANGELFACE® Wedgwood Blue *Angelonia*, DIAMOND FROST® *Euphorbia*, Sweet Caroline Sweetheart JET BLACK™ *Ipomoea* and SUPERBENA SPARKLING® Amethyst *Verbena*
 Above and on the front cover: SUPERTUNIA® ROYAL MAGENTA® *Petunia*, SUPERTUNIA® ROYAL VELVET® *Petunia*, SUPERTUNIA® Sharon *Petunia* with ANGELFACE® Blue *Angelonia* planted in Seagrass Planter by Michael Carr Designs – Color: Eggplant



MORE SUPERTUNIA®

PRIMARY USE **container gardening**

height: 6-12" spread: 18-24"

You'll find the greatest range of colors and patterns in our standard Supertunia line. They are incredibly versatile, mixing easily with their companions in all sorts of container recipes and growing well in mixed borders. Though the plants are similar in size to Supertunia Mini Vista, their flowers are larger and their habit is relaxed enough to let other plants weave through them to create classic mixed container designs.



Learn everything you ever wanted to know about Supertunia petunias at pwwin.rs/supertunias.



Save all your favorites from our Supertunia Collection Pinterest board at pwwin.rs/SuperIdeas.



Impressive Debut
 SUPERTUNIA® Blue Skies *Petunia*, SUPERTUNIA® ROYAL VELVET® *Petunia*, and SUPERBENA® WHITEOUT™ *Verbena* planted in Tall Canna Rimmed AquaPots™ Planter – Color: Glossy Black



Breathtaking
 ANGELFACE® Perfectly Pink *Angelonia*, 'Sweet Caroline Light Green' *Ipomoea*, SUPERTUNIA® PICASSO IN PURPLE® *Petunia* planted in Hipster AquaPots™ Planter – Color: White

- BERMUDA BEACH®
- BLACK CHERRY®
- Blue Skies
- BORDEAUX™
- Giant Pink
- HONEY™
- LATTE™
- LIMONCELLO®
- LOVIE DOVIE™
- PICASSO IN PURPLE®
- PRISCILLA®
- RASPBERRY RUSH™
- Really Red
- ROYAL MAGENTA®
- ROYAL VELVET®
- Sharon
- White



MICHAEL CARR
DESIGNS
by PROVEN WINNERS®


INTRODUCES
AQUAPOTS™




The Finest in Self-Watering Containers

If you love container gardening but don't have the time or energy to haul out the hose every day, AquaPots offer a stylish yet practical solution. As the world's first and only luxury quality ceramic, self-watering containers, handcrafted using time-tested techniques, they will surely exceed your expectations. Look for them this spring at your local retailers who carry Michael Carr Designs pottery.

"Wow! We are thrilled with our AquaPots. The gorgeous pottery we handpicked in various shapes and sizes with the watering system built in could not be easier to maintain when we are home or traveling. These one-of-a-kind pots are our best home investment to date. A GREAT addition to our outdoor living space!"
Gwen & Richard Z. – Naples, FL

 Find answers to all your AquaPots questions at pwwin.rs/aquapots.

 See how these gorgeous self-watering planters can enhance your outdoor living space on our AquaPots Pinterest board at pwwin.rs/selfwatering.



Why Choose AquaPots ?

Achieve the polished look of luxurious ceramic containers with the advantage of a built-in watering system.

AquaPots take the guesswork out of knowing when it is time to water since the plants take up the water from the reservoir as needed. An overflow valve ensures you cannot overwater.

Most AquaPots only need to be refilled once per week. Extra-large pots can go even longer between fillings, saving time and resources.

When you add Proven Winners Continuous Release Plant Food to the water reservoir, your plants will respond with incredible vigor and flower power.

Self-watering AquaPots won't stain your deck or patio by leaving a ring since the entire system is cleanly contained.

At the end of the season, frost and freeze resistant ceramic AquaPots are easy to disassemble, clean and store. They can remain outdoors for winter once they have been emptied and turned upside down – a major convenience especially for northern gardeners.



Hypnosis
SUNSATIA® BLOOD ORANGE™ *Nemesia*,
SUPERTUNIA® BLACK CHERRY® *Petunia*
and SUPERTUNIA® HONEY® *Petunia*
planted in Lily Leaf Tall Round AquaPots™
Planter – Color: Antique White

Black Cashmere
SUPERTUNIA® BLACK CHERRY® *Petunia*
and SUPERTUNIA® LATTE™ *Petunia*
planted in Hipster AquaPots™ Planter –
Color: Red



PROVEN HARVEST™

Big Yields in Small Spaces

Garden to table cuisine is easy, even when you garden on a balcony, when you grow smaller-sized veggies and herbs in containers. One Fire Away™ Hot and Heavy pepper plant yields enough for dozens of bacon-wrapped poppers. A single Goodhearted™ tomato plant provides enough cocktail-sized fruits to garnish a whole summer's worth of Bloody Mary's. Grow them in cute containers to complete your outdoor decor. When your lease is up, they'll be easy to pick up and move with you.



At top and above: LADY GODIVA® Orange *Calendula*, LADY GODIVA® Yellow *Calendula*, FIRE AWAY™ Hot and Heavy Pepper, BERRIED TREASURE® Red Strawberry, TEMPTING TOMATOES™ 'Garden Gem' Tomato, TEMPTING TOMATOES™ GOODHEARTED™ Tomato and AMAZEL BASIL™ *Ocimum*

Above, outlined: FIRE AWAY™ Hot and Heavy Pepper and TEMPTING TOMATOES™ GOODHEARTED™ Tomato

Outlined at right, left to right: FIRE AWAY™ Hot and Heavy Pepper; AMAZEL BASIL™ *Ocimum* with LADY GODIVA® Yellow *Calendula*; BERRIED TREASURE® Red Strawberry



Find family-friendly tips for growing a Proven Harvest, complete with planting diagrams, at pwwin.rs/familygarden.




Make It a Family Affair

Moms know. When a child grows their own tomatoes, they're far more likely to actually eat them. No more bargaining or hiding healthy fruits and vegetables in their food. Plus, sharing the experience of planting, nurturing and harvesting as a family grows more than food – it grows memories that last a lifetime.

A small raised bed or grouping of containers is all you and your children or grandchildren need to cultivate nourishing, clean food. No age is too young. The time to start is now!

Raised bed garden:
LADY GODIVA® Yellow *Calendula*, FIRE AWAY™ Hot and Heavy Pepper, TEMPTING TOMATOES™ 'Garden Gem' Tomato, TEMPTING TOMATOES™ GOODHEARTED™ Tomato, AMAZEL BASIL™ *Ocimum*, Tangerine Slice A-PEEL® *Thunbergia*, marigold and onion.

Surrounding containers:
LADY GODIVA® Yellow *Calendula*, BERRIED TREASURE® Red Strawberry, SUNCREDIBLE™ Yellow *Helianthus* (Sunflower)





DRENCH YOUR SUNNY DECK IN COLOR

Designers are masters at using color to bring outdoor entertaining spaces alive, create a calming nook, or make a patio feel cozier. Here are a few color tips from the pros.

Warm pinks, reds and yellows like you see at left set a welcoming, exciting, energetic tone. They make a space feel more intimate and are known to stimulate the appetite. Use them to create a “door’s always open” feel at your front entrance and to liven up your outdoor dining area.

Soft blues, purples, chartreuse and white like you see at right are calming colors that can make a space feel relaxing, open and airy. They can make a hot deck feel a few degrees cooler, especially in the evening when the cool colors are amplified by the lower light.

White is a neutral color that complements everything around it. Do you see how using white furniture and woodwork on these sunny decks makes the vibrant flowers become the focal point?



Opposite at far left:
Storm Shadow – FAIRY DUST® Pink *Cuphea*, SUPERTUNIA® BORDEAUX™ *Petunia*, SUPERBENA® Stormburst *Verbena* and METEOR SHOWER® *Verbena*

Opposite at center:
Neptune – SUPERBELLS® YELLOW CHIFFON™ *Calibrachoa*, LAGUNA® Sky Blue *Labelia*, SUPERBENA® Stormburst *Verbena* and ROCKIN'® PLAYIN' THE BLUES® *Salvia*

Same photo, at right:
SNOWSTORM® GLACIER BLUE™ *Sutera cordata* and **DIAMOND SNOW™** *Euphorbia*

Above at right: **Sunglasses** – SUPERBELLS® Yellow *Calibrachoa*, SUPERTUNIA® MINI VISTA™ Hot Pink *Petunia*, SUPERTUNIA® LOVIE DOVIE™ *Petunia* and TOUCAN® Yellow *Canna*

Above at left of Sunglasses:
SNOWSTORM® Pink *Sutera*

Outlined at right:
Fruit Salad – SUPERBELLS® GRAPE PUNCH™ *Calibrachoa*, SUPERBELLS® LEMON SLICE® *Calibrachoa*, SUPERBENA ROYALE® Iced Cherry *Verbena* and GRACEFUL GRASSES® PRINCE TUT™ *Cyperus*



Learn more about the Recipes of the Year you see here, complete with growing tips and planting diagrams, at pwwin.rs/natrecipes.

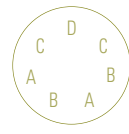


CHEERFUL RECIPES FOR SHADED PATIOS

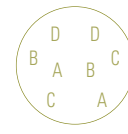
If your shaded porch or patio is in desperate need of color, look no further than these four bold shade container recipes. Spicy oranges and reds, lipstick pinks and glowing chartreuse quickly bring an inviting energy to outdoor living spaces. Coordinate with colorful outdoor rugs and pillows to make it a comfortable spot you look forward to entertaining or relaxing in.

By combining fabulous foliage plants with long blooming flowers, these container recipes go the distance from planting time until frost.

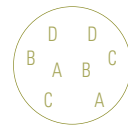
Plus, you'll cut down on how often you need to water by keeping them out of the intense sunlight and wind.



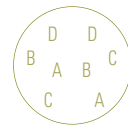
Dancing in the Dark
 A - CATALINA® GRAPE-O-LICIOUS™ *Torenia*
 B - SUMMER WAVE® Large Blue *Torenia*
 C - Sweet Caroline Sweetheart Lime *Ipomoea*
 D - GRACEFUL GRASSES® PRINCE TUT™ *Cyperus*



Ace of Spades
 A - ROCKAPULCO® Coral Reef *Impatiens*
 B - Sweet Caroline RAVEN™ *Ipomoea*
 C - COLORBLAZE® Strawberry Drop *Coleus*
 D - COLORBLAZE® REDICULOUS™ *Coleus*



Gloria Rose
 A - DIAMOND FROST® *Euphorbia*
 B - HIPPO® Rose *Hypoestes*
 C - ROCKAPULCO® Rose *Impatiens*
 D - STRATOSPHERE™ White *Gaura*



Brick Road
 A - ROCKAPULCO® Orange *Impatiens*
 B - Sweet Caroline RED HAWK™ *Ipomoea*
 C - COLORBLAZE® Chocolate Drop *Coleus*
 D - COLORBLAZE® SEDONA SUNSET™ *Coleus*



OH YES, I DO!

When it's time to say I do, you don't need to stress over selecting fancy candelabra centerpieces and table linens. If vintage is more your vibe, spend a few afternoons picking up an eclectic assortment of tableware and rustic décor to create your dream space. Your wedding finery should reflect your combined styles.

Set the tone with a pearly white entrance to greet the bride and groom, and be sure there is plenty of bubbly on hand for the first toast once the I do's have been said. Fresh strawberries will draw out the fruitiness in the champagne. Add a few Berried Treasure® plants to your bridal decor so you can continue to enjoy them at your home all summer long.

Above in planters: STRATOSPHERE™ White *Gaura*, DIAMOND FROST® *Euphorbia*, Glacier *Hedera* (Ivy), PATRICIA® *Hedera* (Ivy), INVINCIBELLE LIMETTA® *Hydrangea arborescens*, GRACEFUL GRASSES® Fiber Optic Grass *Isolepis*, GRACEFUL GRASSES® 'Sky Rocket' *Pennisetum*, SUPERTUNIA® MINI VISTA™ White *Petunia* and SUPERBENA® WHITEOUT™ *Verbena*

At right, crate on left: BERRIED TREASURE® Red Strawberry, KARALEE® Petite Pink *Gaura*, Glacier *Hedera* (Ivy), SUPERTUNIA® MINI VISTA™ White *Petunia* and WHIRLWIND® Pink *Scaevola*

At right, crate on right: SUPERBELLS® Double Orchid *Calibrachoa*, SUPERBELLS® White *Calibrachoa*, STRATOSPHERE® White *Gaura* and SUPERTUNIA® LATTE™ *Petunia*



Above and below, on top of bar: AMAZEL BASIL™ *Ocimum*, BERRIED TREASURE® Red Strawberry

Below, planter under bar: FAIRY DUST® Pink *Cuphea*, BERRIED TREASURE® Red Strawberry, STRATOSPHERE™ White *Gaura* and various succulents

Below, moss basket planter: SUPERBELLS® Double Orchid *Calibrachoa*, BERRIED TREASURE® Red Strawberry, AMAZEL BASIL™ *Ocimum*, SUPERTUNIA® LATTE™ *Petunia*, WHIRLWIND® Pink *Scaevola* and succulents

Below, pedestal planter: SUPERBELLS® Double Orchid *Calibrachoa*, Glacier *Hedera* (Ivy), GRACEFUL GRASSES® 'Sky Rocket' *Pennisetum*, and SUPERBENA® WHITEOUT™ *Verbena*







A GREENER APPROACH TO BRIDAL DECOR

Though cut flowers are traditional wedding fare, using live plants for centerpieces and bridal decor is trending among earth-conscious couples. To leave less of a footprint once the celebration is over, look for ways to eliminate single use items in favor of reusable or repurposed ones. Your guests will love to go home with a lasting living memento from your special day.

If no nuptials are in your future, consider using the ideas you see here to celebrate another special occasion like a summer garden party or a reunion of lifelong friends.

 All that decor can really add up! Why not save some of that money for the honeymoon by making a few of the decorations yourself? We'll show you how to craft this magnificent moss wall and cute party favors on pwwin.rs/wedding.

 Save pins of all the ideas you see here so you'll be ready when it's time to plan the big day at pwwin.rs/weddings.



Opposite and above wire basket planters on banquet tables: BERRIED TREASURE® Red Strawberry, Glacier Hedera (Ivy), PATRICIA™ Hedera (Ivy) and various succulents
 Above, top left photo of welcome table: SUPERBELLS® Double Orchid Calibrachoa, SUPERBELLS® White Calibrachoa, STRATOSPHERE™ White Gaura, SUPERTUNIA® LATTE™ Petunia and various succulents

Above at right, wall planters over buffet: SUPERBELLS® Double Orchid Calibrachoa, BERRIED TREASURE® Red Strawberry, KARALEE® Petite Pink Gaura, PATRICIA™ Hedera (Ivy), SUPERTUNIA® LATTE™ Petunia and WHIRLWIND® Pink Scaevola

Drawer Planters: SUPERBELLS® Double Orchid Calibrachoa, Glacier Hedera (Ivy) and SUPERTUNIA® LATTE™ Petunia



'Blushing Bride' 'Bottle Rocket' 'Caribbean Coral' 'Chinook' 'Dawn to Dusk' FAST FLASH™ 'Flatter Me' 'Heart and Soul' 'Heart's Delight' 'Lemon Blush' 'Mesmerized' 'Radiance' 'Raspberry Moon' 'Rose Glow' 'Scarlet Flame' 'Snow Drift' 'Splash of Wine' 'Tickle Me Pink' VA VA VIOLET™ 'White Wonder'



A PASSION FOR HEART TO HEART™ CALADIUMS

Your love for these glorious caladiums will grow by leaps and bounds when you experience their amazing versatility. Grow them as dazzling thrillers in containers, amass them under a tall tree, cut their leaves for bouquets, and oh so much more. With an expansive range of color patterns and both sun and shade tolerant cultivars, you'll find the toughest part about growing Heart to Heart caladiums is choosing which ones to buy.

Opposite, upper left, from left to right:

1. HEART TO HEART™ 'Blushing Bride' *Caladium* with COLORBLAZE® TORCHLIGHT™ Coleus
2. HEART TO HEART™ 'Bottle Rocket' *Caladium* and HEART TO HEART™ 'Flatter Me' *Caladium* with Asparagus Fern and Japanese fern in a cut flower arrangement
3. HEART TO HEART™ 'Splash of Wine' *Caladium* with Sweet Caroline RAVEN™ *Ipomoea* and COLORBLAZE® LIME TIME™ Coleus
4. HEART TO HEART™ 'Heart and Soul' *Caladium* with PEGASUS® *Begonia*, 'Spot On' *Pulmonaria* and Japanese fern
5. HEART TO HEART™ 'Radiance' *Caladium* with SUNPATIENS® Compact Tropical Rose *Impatiens* and 'Sweet Caroline Light Green' *Ipomoea*
6. HEART TO HEART™ 'Chinook' *Caladium* with COLORBLAZE® WICKED WITCH™ Coleus and COLORBLAZE® WICKED HOT™ Coleus
7. Pure Poetry – HEART TO HEART™ 'Flatter Me' *Caladium* with Kimberley Queen fern and 'Gold Capella' *Schefflera*
8. HEART TO HEART™ 'Dawn to Dusk' *Caladium* and SHADOWLAND® 'Autumn Frost' *Hosta*
9. HEART TO HEART™ 'Lemon Blush' *Caladium*, SHADOWLAND® 'Wheeel!' *Hosta*, LEMON CORAL® *Sedum* and ostrich fern
10. Frosty Morning – HEART TO HEART™ 'Heart and Soul' *Caladium*, HEART TO HEART™ 'White Wonder' *Caladium*, Persian Shield *Strobilanthes* and *Sansevieria*
11. HEART TO HEART™ 'Dawn to Dusk' *Caladium* with COLORBLAZE® Royale APPLE BRANDY® Coleus and Sweet Caroline RED HAWK™ *Ipomoea*
12. HEART TO HEART™ 'White Wonder' *Caladium* with COLORBLAZE® WICKED WITCH™ Coleus and SILVER FALLS™ *Dichondra*
13. HEART TO HEART™ 'Raspberry Moon' *Caladium* and Japanese and ostrich ferns



Find growing tips for all of our Heart to Heart caladiums at pwwin.rs/easycolor.



Explore the versatility of these stunning caladiums on Pinterest at pwwin.rs/caladiums.

DIAMONDS ARE A GARDENER'S BEST FRIEND



ANNUAL OF THE YEAR

DIAMOND COLLECTION
Euphorbia

Women know – diamonds go with everything, just like this trio of Diamond euphorbia. Their wispy white blossoms invigorate combinations and complement everything you pair with them. Though they may appear delicate, these are rock-solid, heat and drought tolerant, versatile plants.

▶ Watch how Laura of Garden Answer designs with Diamond euphorbia in her containers and garden beds at pwwin.rs/diamonds.



How Do They Compare?

Though both Diamond Frost and Diamond Snow grow about the same size in containers, they play different roles. While airy textured Diamond Frost mixes easily with other plants, Diamond Snow is more clump forming and occupies its own spot in the pot. An extra set of petals on double-flowered Diamond Snow gives it a brighter white appearance from a distance.

Above:

1. DIAMOND SNOW™ Euphorbia with SHADOWLAND® "Whee!" Hosta and LEMON CORAL® Sedum
2. DIAMOND SNOW™ Euphorbia with UNPLUGGED™ SO BLUE™ Salvia
3. DIAMOND FROST® Euphorbia
4. DIAMOND SNOW™ Euphorbia
5. DIAMOND MOUNTAIN® Euphorbia with SUPERTUNIA VISTA® SNOWDRIFT™ Petunia
6. DIAMOND MOUNTAIN® Euphorbia with GRACEFUL GRASSES® VERTIGO® Pennisetum and WHIRLWIND® Pink Scaevola
7. DIAMOND FROST® Euphorbia



DIAMOND FROST® Euphorbia

Single, white blossoms appear on wispy stems that mingle beautifully with other plants in container recipes. Think of it like baby's breath in a bouquet – the perfect accent plant.

18" x 18"

DIAMOND MOUNTAIN® Euphorbia

This mega-sized euphorbia is spectacular in landscapes and extra-large containers paired with other very vigorous plants like Supertunia Vista® petunias.

36" x 36"

DIAMOND SNOW™ Euphorbia

The dense shape of this double-flowered euphorbia makes it perfect for rimming your garden's edge or containers.

18" x 18"



Very Fine


DIAMOND FROST® Euphorbia
SUREFIRE® Rose Begonia
SUPERTUNIA VISTA® Silverberry Petunia



Very Loaded

DIAMOND SNOW™ Euphorbia
SUNPATIENS® Compact Neon Pink Impatiens
SUPERTUNIA VISTA® Silverberry Petunia

NATIONAL PLANTS OF THE YEAR

 Discover the many uses for our National Plants of the Year, as well as growing and pruning tips, at pwwin.rs/npoy.



**HOSTA
OF THE YEAR**

SHADOWLAND® 'Coast to Coast' Hosta
This golden beauty stands out among the shadows of tall trees with its prominent, arching shape and broad, wavy leaves.

  30" Zone 3-9



**ROSE OF
THE YEAR**



OSO EASY DOUBLE RED® Rosa
Imagine having vivid red, fully petaled roses to enjoy all season long. It's easy with this no-fuss, highly disease resistant variety.

  36-48" Zone 4-9



**PERENNIAL
OF THE YEAR**



'Denim 'n Lace' Perovskia
This durable Russian sage keeps its tidy form all season and draws in loads of pollinators with its prolific blooms.

  28-32" Zone 4-9



**HYDRANGEA
OF THE YEAR**



INVINCIBELLE® Ruby *Hydrangea arborescens*
A hydrangea that blooms reliably every year is a true gem, but this charmer kicks it up a notch with its two-toned, shimmering ruby pink blossoms.

  36-48" Zone 3-8



**LANDSCAPE
SHRUB OF
THE YEAR**



GEM BOX® Ilex
Looking to grow a new hedge? This dwarf, native evergreen shrub fills the same niche as boxwood but has terrific disease resistance.

  24-36" Zone 5-9




**FLOWERING
SHRUB
OF THE YEAR**

BLUE CHIFFON® Hibiscus
Create a botanical backdrop of gorgeous blue blossoms that hummingbirds and pollinating bees savor with this tall, robust shrub.

  8-12' Zone 5-9



When it's time to relax and unwind after a busy day, surround yourself with lush plantings that will help the stress melt away. Include a few plants like Vermillionaire® cuphea and Heat it Up™ blanket flowers for a chance at an up-close view of some pollinator friends.



HOT, DRY AND LOVIN' IT

Learning which types of flowers and plants are survivors in the hot, dry climates of the Southwest takes some time to master. Few plants thrive in parched soils with no supplemental water, but the high light levels endemic to such regions draw out the best in many kinds of flowering plants.

Sun loving plants that can handle dry conditions tend to be easier to grow in the ground where their roots can seek out available moisture. When working with containers, you'll have better luck using large pots that can hold a greater soil volume and won't dry out as quickly. Choose plants that thrive with less water unless your container is a self-watering AquaPot, which will broaden your planting options.


Opposite, upper left: VERMILLIONAIRE® *Cuphea*, LADY GODIVA® Orange *Calendula*, LADY GODIVA® Yellow *Calendula*, TOUCAN® Yellow *Canna*, 'Sweet Caroline Light Green' *Ipomoea*, LUSCIOUS® CITRUS BLEND™ *Lantana*

Opposite, upper right: 'Serendipity' *Allium* (Ornamental Onion), LADY GODIVA® Yellow *Calendula*, VERMILLIONAIRE® *Cuphea*, HEAT IT UP® Scarlet *Gaillardia*, HEAT IT UP® Yellow *Gaillardia*, PYROMANIA™ 'Hot and Cold' *Kniphofia*, LUSCIOUS® CITRUS BLEND™ *Lantana*, MOJAVE® *Fuchsia Portulaca*, MOJAVE® Red *Portulaca*, ROCKIN'® 'Golden Delicious' *Salvia*, LEMON CORAL® *Sedum* and 'Mediopicta Alba' *Agave americana*

Opposite at lower left, left to right: HEAT IT UP® Scarlet *Gaillardia*, MOJAVE® Red *Portulaca*, 'Firefly Peach Sky' *Achillea* (Yarrow), HEAT IT UP® Yellow *Gaillardia*, MOJAVE® *Fuchsia Portulaca* with LEMON CORAL® *Sedum*

At right: TRUFFULA® Pink *Gomphrena*, GRACEFUL GRASSES® Purple Fountain Grass *Pennisetum*, MOJAVE® Red *Portulaca* and METEOR SHOWER® *Verbena*



 Discover a broad array of low water use plants at pwwin.rs/lowwater.

 Save pins of plants that will thrive in your hot, dry climate at pwwin.rs/HotandDry.

Sun Tea –
VERMILLIONAIRE® *Cuphea*,
LUSCIOUS® CITRUS BLEND™ *Lantana*
and GRACEFUL GRASSES® Purple
Fountain Grass *Pennisetum*


True Blue –
'Cat's Pajamas' *Nepeta* (Catmint),
LEMON CORAL® *Sedum* and
METEOR SHOWER® *Verbena*



SIMPLE, EFFECTIVE DESIGNS

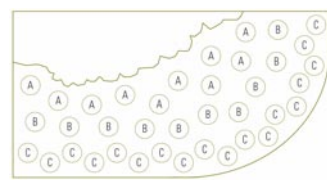
No matter your square footage, three kinds of plants is all you need to make a good impression. We'll show you how in the uncomplicated yet impactful designs of the seven garden types you see here. Or, design your own by first evaluating the amount of sunlight and moisture available, then choosing three flowers or plants that enjoy those conditions. Mass plantings of vibrant blooms make a huge visual impact whether you're viewing them up close or from the curb.

 Pin ideas for creating your own landscape combinations at pwwin.rs/LandscapeIdeas.

 Find details on how to plant and customize these simple, effective designs to fit your own garden at pwwin.rs/landscape.




POLLINATOR GARDEN



AREA: 10' x 3' **LIGHT REQUIREMENTS:** Full sun
PLANTS:
 A: 10 – TRUFFULA™ Pink Gomphrena
 B: 10 – LUSCIOUS® BERRY BLEND™ Lantana
 C: 18 – GOLDDUST® Mecardonia



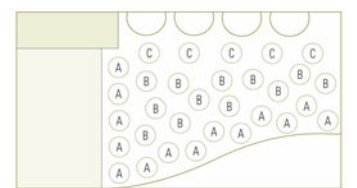
CUT FLOWER GARDEN



AREA: 10' x 3'
LIGHT REQUIREMENTS: Full sun
PLANTS:
 A: 6 – SUNCREDIBLE™ Yellow Helianthus
 B: 10 – ANGELFACE® Steel Blue Angelonia
 C: 10 – TRUFFULA™ Pink Gomphrena



ENTRYWAY GARDEN



AREA: 10' x 3'
LIGHT REQUIREMENTS: Full sun
PLANTS:
 A: 14 – WHITE KNIGHT® Lobularia
 B: 12 – SUPERTUNIA® BORDEAUX™ Petunia
 C: 5 – GRACEFUL GRASSES® Purple Fountain Grass Pennisetum



TROPICAL GARDEN



AREA: 6' x 6'

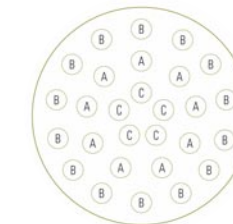
LIGHT REQUIREMENTS: Part sun to sun

PLANTS:

- A: 8 – COLORBLAZE® WICKED WITCH™ Coleus
- B: 12 – SUNPATIENS® Compact Orange *Impatiens*
- C: 16 – LEMON CORAL® *Sedum*
- D: 1 – Majesty Palm



PATRIOTIC GARDEN



AREA: 6' in diameter

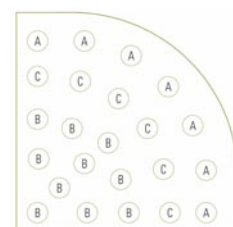
LIGHT REQUIREMENTS: Full sun

PLANTS:

- A: 9 – DIAMOND SNOW™ *Euphorbia*
 - B: 14 – SUPERTUNIA® Really Red *Petunia*
 - C: 5 – UNPLUGGED™ SO BLUE™ *Salvia*
- Suggestion: plant this bed around a flag pole



MAILBOX GARDEN



AREA: 6' x 6'

LIGHT REQUIREMENTS: Full sun

PLANTS:

- A: 7 – COLORBLAZE® TORCHLIGHT™ Coleus
- B: 10 – SUPERTUNIA VISTA® Paradise *Petunia*
- C: 6 – Sweet Caroline Sweetheart Lime *Ipomoea*



PICKET FENCE GARDEN



AREA: 8' x 3'

LIGHT REQUIREMENTS: Full sun

PLANTS:

- A: 7 – DIAMOND FROST® *Euphorbia*
- B: 8 – SUPERTUNIA® MINI VISTA™ Violet Star *Petunia*
- C: 15 – METEOR SHOWER® *Verbena*

WHAT'S NEW FOR SUN LOVING CONTAINERS

One of the most delightful days of spring involves a trip to the local garden center to drink in the bounty of the new season. So many gorgeous flowers and plants to love! Each bench holds new possibilities. How do you choose your new favorites?

Many of the new annuals for sun we are most excited about are pictured here; you'll find their recipes at right. Bring this book with you when you shop so you're sure to pick up everything you need to get the look.



Above, left to right:

Ella Mae – A - ANGELFACE® Wedgwood Blue *Angelonia* B - SILVER FALLS™ *Dichondra* C - DIAMOND SNOW™ *Euphorbia*
D - GRACEFUL GRASSES® 'Sky Rocket' *Pennisetum* E - SUNPATIENS® Compact White *Impatiens*

Berry Blue – A - SILVER FALLS™ *Dichondra* B - SUNPATIENS® Compact Orchid *Impatiens* C - METEOR SHOWER® *Verbena*
D - SUPERBENA SPARKLING® Amethyst *Verbena* in Seagrass Planter by Michael Carr Designs – Color: Eggplant

Eleanor – A - SEÑORITA ROSALITA® *Cleome* B - DIAMOND SNOW™ *Euphorbia* C - SUNPATIENS® Compact Royal Magenta *Impatiens*
D - COLORBLAZE® TORCHLIGHT™ *Coleus*

Opposite, left to right by row from the top:

1. Black Champagne – SUPERBELLS® BLACKCURRANT PUNCH™ *Calibrachoa*, Sweet Caroline Sweetheart JET BLACK™ *Ipomoea*
2. Pineapple Mango Nut – SUPERBELLS® DREAMSICLE® *Calibrachoa*, HEAT IT UP™ Yellow *Gaillardia* and COLORBLAZE® WICKED WITCH™ *Coleus*
3. Clementine – SUPERBELLS® Double Amber *Calibrachoa*, SUPERBELLS® DREAMSICLE® *Calibrachoa* and VERMILLIONAIRE® *Cuphea*
4. Mango Madness – SUPERBELLS® Double Orange *Calibrachoa*, HEAT IT UP™ Scarlet *Gaillardia*, Sweet Caroline RED HAWK™ *Ipomoea* and COLORBLAZE® WICKED HOT™ *Coleus*
5. Bouffant – ANGELFACE® Blue *Angelonia*, SUPERBELLS® BLACKCURRANT PUNCH™ *Calibrachoa* and SUPERTUNIA® RASPBERRY RUSH™ *Petunia*
6. Adeline – SUPERBELLS® HONEYBERRY™ *Calibrachoa*, SUPERBELLS® WATERMELON PUNCH™ *Calibrachoa*, COLORBLAZE® WICKED WITCH™ *Coleus* and METEOR SHOWER® *Verbena*
7. Sequin Blue – SUPERBELLS® Double Blue *Calibrachoa*, SILVER FALLS™ *Dichondra*, GRACEFUL GRASSES® 'Sky Rocket' *Pennisetum* and SUPERBENA SPARKLING® Amethyst *Verbena*



5 NEW SUPER HARDY PERENNIALS



'Serendipity' *Allium*

Rosy purple flower globes are remarkably attractive to summer pollinators, while the strappy blue foliage sets this unique allium apart.

🌞🌱 15-20" Zone 4-8 🐛

'Jack of Diamonds' *Brunnera*

Huge, durable, silvery leaves with green veining make a dense mound that stays gorgeous all the way through fall. Baby blue flowers are a springtime bonus.

🌞🌱 14-16" Zone 3-8 🐛

COLOR CODED™ 'Orange You Awesome' *Echinacea*

Large, juicy tangerine flowers bloom prolifically for most of the summer on full, knee high plants. Butterflies and songbirds are frequent visitors.

🌞🌱 18-22" Zone 4-8 🐛

SUMMERIFIC® 'Evening Rose' *Hibiscus*

One of the most impressive new plants this year! Dinner plate-sized, hot pink flowers cover this robust perennial with near-black foliage from summer into fall.

🌞🌱 48" Zone 4-9 🐛

ROCK 'N GROW® 'Boogie Woogie' *Sedum*

Pollinators relish the sunny yellow blooms in early summer, but it's the variegated green and yellow, serrated foliage that keeps this plant rockin' all season.

🌞🌱 6-8" Zone 3-8 🐛



SPECTACULAR SUMMERIFIC®

When high summer arrives, there's nothing more magnificent in the landscape than Summerific Hibiscus with its dinner plate-sized blossoms. These head-turners are a natural focal point, and their impressive stature means you'll only need a few to fill a garden bed.

Don't be alarmed when they pop up later than most other perennials in spring. Once they get revved up, they will grow an inch per day. Keeping them watered consistently and providing at least 6-8 hours of sun or more are the keys to growing amazing perennial hibiscus. Since they are winter hardy all the way down to zone 4, they won't require any protection to return reliably the following year.



Celebrate Summerific Hibiscus Week with us August 3-9, 2020 by tagging your Instagram posts with #SummerificWeek. This is also one of the best weeks to find these extraordinary perennials in stores.



Learn all the ins-and-outs of growing Summerific Hibiscus at pwwin.rs/summerific.

🌞🌱 36-48" Zone 4-9 🐛

Above at left: SUMMERIFIC® 'Evening Rose' *Hibiscus*

Above right, left to right: SUMMERIFIC® 'Berry Awesome' *Hibiscus*, SUMMERIFIC® 'Holy Grail' *Hibiscus*, SUMMERIFIC® 'Ballet Slippers' *Hibiscus* and SUMMERIFIC® 'Candy Crush' *Hibiscus*

Outlined below (clockwise from upper left): SUMMERIFIC® 'Perfect Storm' *Hibiscus*, SUMMERIFIC® 'Cherry Choco Latte' *Hibiscus* and SUMMERIFIC® 'Cranberry Crush' *Hibiscus*



PERFECT PERENNIAL PAIRINGS

What makes a perfect pairing of perennials? Start by matching plants that enjoy similar amounts of sunshine and moisture. Then, choose partners with contrasting textures, colors and shapes like you see here. A perfect pairing could be two perennials that bloom simultaneously or have complementary foliage. Your eye will naturally be drawn to them even from a distance. Repeat them throughout your garden to achieve a professionally designed look.



SHADOWLAND®
‘Waterslide’ *Hosta*
with **DOLCE®** ‘Apple Twist’
Heuchera (Coral Bells)

Banish the blahs in shade with this colorful pairing of icy blue, rippled leaf hostas and crisp chartreuse coral bells. This is one fantastic foliage combination that goes the distance.

🌞🌞 Zone 4-9 Average soil

PYROMANIA™
‘Hot and Cold’ *Kniphofia*
(Red Hot Poker)
and ‘Firefly Peach Sky’
Achillea (Yarrow)

This tall, peachy pair of perennials blooms in unison all summer long, sharing a love of sunny, hot, dry conditions. Both are long-lasting in fresh bouquets and are pollinator magnets.

🌞 Zone 6-8 🐝 Average to dry soil

SUMMERIFIC®
‘Perfect Storm’ *Hibiscus*
with **LAKOTA™** Fire
Echinacea (Coneflower)
and **PRAIRIE WINDS®**
‘Totem Pole’ *Panicum*
(Switch Grass)

Red-hued coneflowers are reflected in the red eye of these dinner plate hibiscus from midsummer into fall. These Midwest native cultivars thrive in sun-soaked landscapes.

🌞 Zone 4-8 🐝 Average soil

‘Violet Profusion’ *Salvia*
with **FRUIT PUNCH®**
‘Classic Coral’
Dianthus

You’ll find pollinating bees and butterflies enjoying this perfect pairing in early summer. Cut the salvia back after flowering and it will reward you with many more blooms throughout the season.

🌞 Zone 4-8 🐝 Average to dry soil

‘Denim ‘n Lace’ *Perovskia*
(Russian Sage) with
‘Tuscan Sun’ *Heliopsis*
(Perennial Sunflower)

This low maintenance perfect pairing is reliably strong and beautiful every year. Plant it in one of the sunniest parts of your garden and watch it shine through the heat of summer.

🌞 Zone 4-9 Average soil

‘Jack of Diamonds’
Brunnera with
‘Crested Surf’ *Athyrium*
(Crested Japanese
Painted Fern)


The textures of this frilly fern and broad-leaved brunnera contrast perfectly in this perennial pairing. Try it in containers, window boxes or garden beds where the touches of silver will glow in the shade.

🌞🌞 Zone 3-8 Average to moist soil

NEW SHRUBS FOR SMALL SPACES

Expansive gardens and large-scale plants are spectacular, but not everyone has the resources to create and maintain them, so small space gardening has risen in popularity. Fortunately, there's a right-sized shrub for every garden space. Some are petite enough to fit in containers, while others are just the right height for creating urban hedges in tight spaces. When you select the right-sized plant at the outset, you are saving yourself hours' worth of time in pruning and transplanting down the road.


Keep in mind that a smaller overall size doesn't have to mean a sacrifice in flower power. When we select new, compact plants, we also look for those with spectacular foliage and the showiest blooms – ones that will create the most impact in small gardens and patio containers.



PUGSTER®
Amethyst
Buddleia
(Butterfly Bush)

WHAT'S NEW:
Large, plump flowers
on a dwarf plant


☉ 2' Zone 5-9 🦋



WINECRAFT GOLD®
Cotinus coggygria
(Smokebush)

WHAT'S NEW:
Bold gold foliage that resists
burning in full sun


☉ 4-6' Zone 5-8 🦋



ILLUMINATI TOWER™
Philadelphus
(Mock Orange)

WHAT'S NEW:
Tower-like, upright habit
and dwarf size


☉ 3-4' Zone 4-7 🦋



INTERSTELLA®
Pieris
(Lily of the
Valley shrub)

WHAT'S NEW:
Stunning red-pink
flowers and brilliant
red new growth


☉ 3-4' Zone 5-8 🦋



PERFECTO MUNDO®
Double Pink
Rhododendron
(Reblooming Azalea)

WHAT'S NEW:
Improved hardiness and
pest resistance

☉ 2-3' Zone 6b-9 🦋



**DOUBLE PLAY
DOOZIE®**
Spiraea (Spirea)

WHAT'S NEW:
Non-stop flowers and
non-invasive habit

☉ 2-3' Zone 3-8 🦋



SCENTARA PURA®
Syringa (Lilac)

WHAT'S NEW:
Strongly perfumed flowers
on semi-dwarf, mildew
resistant plants

☉ 4-6' Zone 2-8 🦋



**MY MONET
PURPLE EFFECT®**
Weigela

WHAT'S NEW:
Boldly variegated foliage
and loads of blooms

☉ 1.5-2.5' Zone 4-6 🦋



Find more dwarf shrubs for small-scale gardens and containers at pwwin.rs/dwarfshrubs.

TOP 5 TIPS FOR SUCCESS WITH PANICLE HYDRANGEAS

If you've stressed over growing hydrangeas in the past, it's time to try panicle hydrangeas. These easy to grow hydrangeas are naturally adapted to thrive and bloom reliably in a wide range of climates. Here are five tips for growing them well.

- 1 Choose the right-sized variety for your space. Their heights range greatly from the dwarf 3 foot tall Bobo to the robust 8 foot tall Pinky Winky, so be sure to read the label before putting them in your cart.
- 2 Plant your new panicle hydrangeas where they will see at least four hours of bright sun each day. In colder climates, they grow and bloom beautifully with 6+ hours of full sun.
- 3 Keep the roots of your hydrangeas happy by spreading a 2-3 inch layer of shredded bark mulch around the base of the plant. This helps to keep the soil moist and weeds at bay.
- 4 For the longest-lasting flowers and best color change from white to pink, don't let your panicle hydrangeas become drought-stressed in summer.
- 5 Relax and enjoy your new hydrangeas! These worry-free plants will bring you an entire season full of gorgeous blooms to enjoy every year.



Find our complete guide to growing panicle hydrangeas at pwwin.rs/paniclehydrangeas.

At right, this page: BOBO® *Hydrangea paniculata*

Opposite, clockwise from top left: LITTLE LIME® *Hibiscus paniculata*, Little QUICK FIRE® *Hydrangea paniculata*, PINKY WINKY® *Hydrangea paniculata*, FIRE LIGHT® *Hydrangea paniculata* and ZINFIN DOLL® *Hydrangea paniculata*