

SUGGESTED RETAIL PRICE \$2.50

Proven Winners® ColorChoice®

# Gardening Simplified

*Flowering Shrubs*





## Proven Winners® A Better Garden Starts with a Better Plant™

No matter what your level of skill or your desired level of skill, we think you should come home to a beautiful garden. That's why we produce *Gardening Simplified*.

In *Gardening Simplified*, you'll find advice on shopping for plants and some simple tips on how and when to plant your new purchases. You'll also find plenty of information about our plant varieties and an invitation to join our online community for more detailed advice.

We think everyone deserves a better garden. So let's get started on yours!



### On the Cover

Patty and her grand-daughter admire a 'Limelight' hydrangea. Cityline® Berlin hydrangea is in the white Proven Winners container.

Learn more about hydrangeas on pages 28-37.



# Contents



**Reblooming Azaleas**  
Bloom-A-Thon®, page 15

## Design Tips from the Pros page 10



### Plants

- 14 Flowering Shrubs
- 54 Evergreen Shrubs
- 58 Vines

## Hydrangea 101

page 28



### Articles

- 25 What About Deer?
- 27 Meet the Plant Hunter
- 28 Hydrangea 101
- 33 Cutting & Drying Hydrangeas
- 37 Invincibelle® Spirit and BCRF
- 39 Pruning & Watering
- 44 Breeder Profile
- 57 Container Gardening

### Resources

- 4 A Better Garden Starts with a Better Plant
- 5 Award Winners
- 6 How to Shop for Plants  
How and When to Plant
- 7 Plant Tags Explained
- 8 Seasons of Interest
- 9 What Do Plant People Mean...
- 10 Design Tips from the Pros
- 12 Online Resources
- 59 Cold Hardiness Map  
Sun or Shade
- 60 Plant Specifics
- 66 Common Name to Botanical Name  
Reference Index
- 67 Shopping List



# A Better Garden Starts with a Better Plant

Not just any plant can be a Proven Winner. Proven Winners® plants have longer lasting color, better disease resistance, and easy maintenance requirements. The result is a beautiful garden with less work for you. So how do we choose plants for the Proven Winners brand?

We work with plant breeders from around the world to select the best introductions. From breeder to garden center, it can take eight to ten years for a new plant to get to you. And the breeder has often spent at least that much time on the plant before contacting us!

Proven Winners' experts trial new plants in a variety of growing conditions and don't hesitate to put a new plant to the test. For example, when testing new roses, we never spray them. This helps us to identify the most disease-resistant varieties.

The goal, of course, is to offer better plants to you. This can mean plants with more color – either reblooming flowers or colorful foliage. Or seedless varieties that won't litter your garden with unwanted seedlings. Dwarf plants are also desirable, since they require less pruning.

No matter what, the goal is to offer you a better plant.



**Oso EASY® PAPRIKA Rose**  
Gold Medal, Rose Hills International Rose Trials



**Bob Head**  
Breeder of Bloom-A-Thon® azaleas



**Dr. Shim**  
Breeder of Lil' Kim™ hibiscus



**Chris Warner**  
Breeder of Oso Easy® roses



# Award Winners

While we're confident in our selections, it's always nice to hear that other people like them, too. Here are just a few of the Proven Winners shrubs that have won awards:



**'MISS RUBY'** Butterfly Bush  
#1 Royal Horticultural Society  
Buddleia Trials



**LO & BEHOLD® 'BLUE CHIP'**  
Butterfly Bush – Showstopper Plant,  
JC Raulston Arboretum



**WINE & ROSES®** Weigela  
Multiple, including the Pennsylvania  
Horticultural Society Gold Medal



**'LIMELIGHT'** Hydrangea  
Multiple, including, Missouri Botanical  
Garden 'Plant of Merit'



**SUMMER WINE®** Ninebark  
Theodore Klein Award from the Kentucky  
Nursery & Landscape Association



**OSO HAPPY® PETIT PINK** Rose  
American Rose Society Award  
of Excellence



**COPPERTINA™** Ninebark  
Cut Flower of the Year from the  
American Society of Specialty Cut  
Flower Growers



**LAVENDER CHIFFON™**  
Rose of Sharon – multiple, including  
the Mail Order Gardening Association  
Green Thumb Award



**CHARDONNAY PEARLS®** Deutzia  
Way Hot 100, Garden Design Magazine

# How to Shop for Plants

## Off to the garden center?

Great! Whether you've got a shopping list or are hoping for some in-store inspiration, we've got some tips for making a good purchase.

**Size isn't the most important thing.** Look for plants with good structure – lots of branching and symmetrical.

**Take a look at the roots.** It's OK to gently ease the plant out of the container to take a look. You want to see lots of healthy white or light brown roots. A well-rooted plant



will hold the soil that's in the container. A root-bound plant will have roots circling around the perimeter of the pot, and very little soil.

**Flowers aren't everything.** While it's always tempting to buy a plant that's loaded with flowers, a plant with flower buds waiting to open will

reward you by blooming when you get it home. It's also worth looking at plants that aren't in bloom at all. If you visit the garden center only in May and buy only plants in bloom, you'll miss out on months of early spring, summer, and fall color in your garden.

## Consider the overall health of the plant.

Unless it's a yellow-leafed variety, you want to see healthy green leaves. The soil should be moist, and there should not be pests or weeds in the container.

# How and When to Plant

**Soil.** What kind of soil do you have? Dig a hole about the size of a one-gallon plant container and fill it with water. If it drains away in about an hour, you have very well-drained, sandy soil. If the water takes a couple hours to drain, you're in luck. You have the moist, well-drained soils gardeners want. If your hole takes more than four hours to drain, you have poorly drained soil. Poorly drained soil and heavy clay soils can be challenging to plants and should be amended before investing in plants.

**When To Plant.** Flowering shrubs can be planted almost any time of the year, although you will need to be extra diligent about watering if you plant them during the heat of summer. Any newly planted shrub will need regular watering during its first season in your garden. After that, most shrubs will do well without supplemental watering.

**How To Plant.** Dig a hole about twice the size of the container, and loosen the roots. Remove any tags or wires and position the plant in the hole. Fill the hole with soil, pausing about halfway full to reposition the plant if necessary. Unless the soil is very poor, do not add compost or other organic material to the hole.

**How To Water.** Water the plant, first moistening the soil, then soaking it well. You may need to do this every day for the first week or so, then gradually wean the plant off of frequent watering so it develops a nice, deep root system. You will likely need to water the plant at least once a week during its first season in your garden, but once established, most shrubs will do well without watering.





# Plant Tags Explained



There is a lot of information on plant tags that can be confusing to gardeners. Understanding plant tags can help you select the best plants for your garden and learn how to take care of them.

Many gardeners save plant tags for future reference. They are helpful if you should have a question about the plant in the future, both for the information they contain and because they provide the precise name of the plant should you wish to search for information online.

- 1 **Variety Name:** An easy to remember name that is used to distinguish this plant from others like it. There are many different varieties of Weigela, but only one Wine & Roses®.
- 2 **Common Name:** A casual name for the plant used by gardeners. These are often colorful and descriptive, but can vary from place to place. Common names may be used for more than one type of plant, which is why horticulturists prefer botanic names.
- 3 **Botanic Name:** The formal Latin name for the plant. It includes the plant genus and species. This name is universal, so a gardener in Japan will know exactly what a German gardener is talking about. Referencing this name for online searches or in books may result in quicker, more accurate information.
- 4 **Cultivar Name:** Sometimes this is the same as the variety name. It is the name of this particular plant clone. Every plant with this name is the same genetically.
- 5 **Plant Patent Numbers:** Just like other inventors, plant breeders can protect their work with patents. It is illegal to propagate a patented plant without permission. The phrases ppaf and cbraf indicate that a patent application has been submitted.
- 6 **USDA Zone:** Gives you an idea of where the plant will grow. Refer to the USDA Zone Map on p. 59 to determine your zone.
- 7 **Habit Icon:** This is how tall and wide you can expect the plant to grow and also indicates what shape it will be. This is important as you think about where to plant your purchase.
- 8 **Heat Zone:** From the American Horticultural Society. This indicates approximately how far south a plant will grow. Heat can be just as limiting as cold! Check [www.ahs.org](http://www.ahs.org) for an up-to-date heat map.

4
5
6
7
8

1 **Little Lime™**

2 *Hydrangea*

3 *H. paniculata* 'Jane' pp#22,330, cbr#5914

The propagation of, and/or the sale of plant parts is prohibited without a license.  
La propagation ou la vente de parties de plantes est interdite sans permis.  
Esta prohibita la propagacion y/o venta de partes vegetales sin licencia.

---

Proven Winners® ColorChoice® shrubs are bred and selected by expert horticulturists to give you lots of color without all the work. Choosing the right plants is our job. Enjoying them is yours. Find out more at [www.provenwinners.com](http://www.provenwinners.com)

---

- Dwarf 'Limelight'
- Same flowers in a smaller package
- Hardy and easy to grow

A new dwarf form of the ever popular 'Limelight' Hydrangea. Little Lime Hydrangea sports the same great flowers and coloration as Limelight but at one third the size you can fit it in any spot in your garden.

---

price

USDA 3, AHS 8, 3-5 feet



# Seasons of Interest

## Spring

1. Show Off® Forsythia
2. Snow Day™ Pearl-bush
3. Spice Girl™ Viburnum
4. Double Play™ Quince
5. Spilled Wine® Weigela



## Summer

1. InSpired™ Pink Butterfly Bush
2. Let's Dance® Hydrangea
3. Sunshine Blue® Bluebeard
4. Violet Satin™ Rose of Sharon
5. Vanilla Spice® Summersweet



## Fall

1. Fire Ball® Burning Bush
2. Purple Pearls™ Beautyberry
3. Brandywine™ Viburnum
4. Little Henry® Sweetspire
5. Red Wall® Virginia Creeper



## Winter

1. Arctic Sun™ Dogwood
2. Berry Heavy® Winterberry
3. Castle Spire® Holly
4. Sprinter™ Boxwood
5. 'Filip's Magic Moment' Arborvitae




## Colorful Foliage

1. Coppertina™ Ninebark
2. Goldy™ Wintercreeper
3. My Monet® Weigela
4. Sunjoy® Cinnamon Barberry
5. Black Lace™ Elderberry



## Long-Blooming

1. Lo & Behold® Butterfly Bush
2. Oso Easy® Roses
3. 'Sweet Summer Love' Clematis
4. Happy Face® Bush Cinquefoil
5. Blues Festival™ St. John's-Wort



## Reblooming

1. Bloom-A-Thon® Azalea
2. Bloomerang® Lilac
3. Sonic Bloom™ Weigela
4. Tuff Stuff™ Hydrangea
5. Let's Dance® Starlight





# What do plant people mean...



## When they say texture?

Texture refers to the plant's foliage. Plants with small or narrow leaves are considered to be 'finely textured'. Those with large foliage are identified as 'coarse'. This isn't a value judgment – both fine and coarse textures are important to creating a beautiful landscape.

**For example:** Black Lace™ elderberry has fine texture; Gatsby's Star™ oakleaf hydrangea has coarse texture.



## When they talk about habit?

Habit is the general shape of a plant. Some plants are round, like a ball. Others may have a columnar shape or taller and full all around. There are plants that are narrow at their base and wider at the top and vice versa. Having a variety of habits in your garden gives it a nice variety, just like different sizes will.

**For example:** Sunjoy® Gold Pillar barberry has a columnar habit; North Star™ boxwood has a rounded one.

## When they look for contrast?

Contrast is what makes a design 'pop'. Bright flowers and foliage look even better when planted near a classic evergreen. Contrast finely textured and coarser plants to add interest to the garden, and a variety of habits and sizes to create movement. Plants can also contrast with building elements, such as soft, arching shrubs planted near a spare, concrete bench.

**For example:** Ghost™ weigela's bright foliage has wonderful contrast with North Pole™ arborvitae's rich green color.

## When they reference season of interest?

This is a fancy way of saying when a plant adds color to the garden. Some plants have flowers, others have colorful foliage. Newer varieties often rebloom or have bright foliage all season, so they have multiple seasons of interest. Some plants' season of interest is fall, when their foliage turns bright colors or they produce fruit. And don't think that there aren't any plants with winter interest – many shrubs have evergreen foliage or vivid bark that is at its showiest when there is snow on the ground!

**For example:** Double Take™ quince's season of interest is spring, when it is in bloom. See page 8 for more examples.

## When they specify dwarf?

Dwarf does not necessarily mean small. It means smaller than is typical for the species. Dwarf burning bush, for example, can get pretty large, although nowhere near as big as traditional burning bush. Horticulturists like dwarf plants because they fit more easily into residential landscapes and require less pruning.

**For example:** Little Lime™ hydrangea is a dwarf variety, half the size of a typical hardy hydrangea.



# Design Tips From The Pros



**(a)** Add year-round privacy to your home with a fast growing evergreen like **'American Pillar'** arborvitae.

**(b)** Dark lacy foliage is a bold statement! Plant **Black Lace™** elderberry near the house where the fine features can be appreciated.

**(c)** Welcome visitors to your home with the classic, four-season color of **Castle Spire®** holly flanking your entryway.

**(d)** Placing a **Castle Wall™** holly at the corner of the house both softens the edge of the building and pollinates the **Castle Spire®** hollies, so they produce berries.

**(e)** Growing a dwarf plant like **Little Henry®** sweetspire under windows is a smart move since it will stay small without pruning. Little Henry also adds fall color to the landscape.

**(f)** Stick to durable, low-maintenance plants like **Double Play®** spirea in front of the fence. They are heat and drought tolerant, so they will be fine without supplemental watering. They're deer-resistant, too!





Ⓒ Add year-round color to the driveway area with heat and drought tolerant **Good Vibrations® Gold** juniper.

Ⓓ Hydrangeas are beautiful, but often grow too large to be a good choice for foundation plantings. **Let's Dance®** hydrangeas are compact and rebloom for lots of long-lasting flowers.

## DESIGN TIP:

Plant more than one of a variety. It's tempting to buy one each of several different plants – they're all so pretty – but your yard will look more polished with a mass planting of one cultivar. Also, avoid planting two varieties in an alternating pattern. The striping effect will make your landscape look busy and detract from the rest of the garden.

# Thirsting for more garden knowledge? Need a problem solved? Looking for inspiration?

## Join us online!

Ever wish you could have your own on-call garden expert to answer all your questions and help you make the right decisions about planting and maintaining your garden? You do! Visit us online to ask questions, learn more about our plants, or just get inspired for your next garden project.

The Proven Winners website ([www.ProvenWinners.com](http://www.ProvenWinners.com)) offers detailed listings for each of the hundreds of Proven Winners plants, along with informative articles, container recipes, and listings of local retailers. You can also send us your garden questions by clicking the Questions button and one of our expert horticulturists will get back to you right away with a clear, reliable response.



### Here's what home gardeners who we've helped had to say about our replies:

"Gosh, I'm impressed with your amazingly detailed information. Thank you SO much for taking the time to give me this. I really appreciate it." – AW, North Carolina

"Thank you so much for your courteous reply and information. I am looking forward to seeing my shrubs bloom again when it's time!" - LS, Ontario

"I appreciate your advice and will continue doing what I've been doing. Good to know this information. Thank you again for your reply." - KW, Pennsylvania

"Thank you so much for your reply. Very helpful!"  
– KD, New York



### You can also connect with us and ask questions on all of your favorite social media sites:



Facebook.com/PWColorChoice



Twitter: @Proven\_Winners (if you aren't on Twitter, visit [twitter.com/Proven\\_Winners](http://twitter.com/Proven_Winners) to see what we're saying)



YouTube: Search Proven Winners Flowering Shrubs to watch our videos.



Tumblr blog: [www.GardeningSimplified.tumblr.com](http://www.GardeningSimplified.tumblr.com)





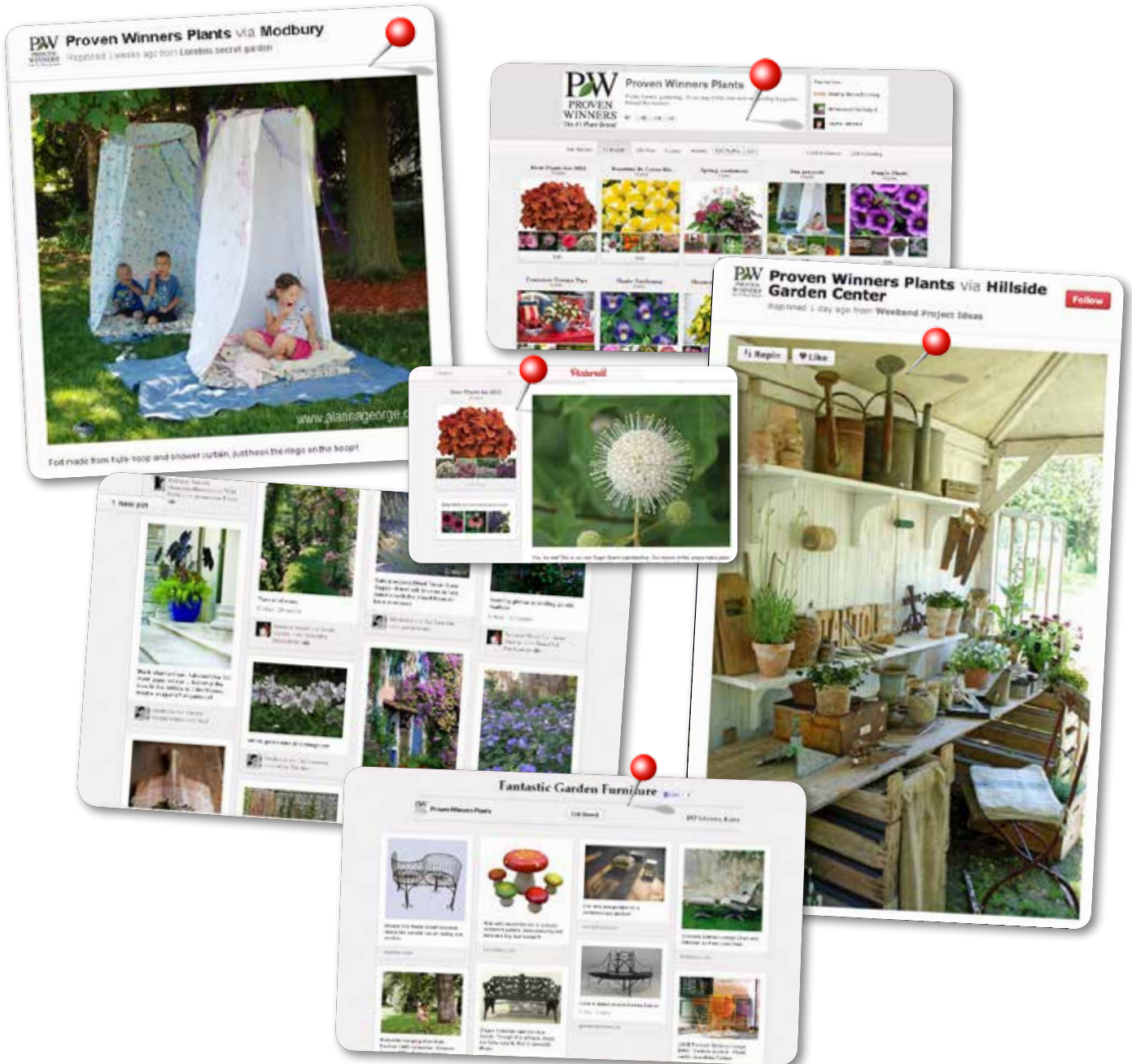
# Get Pinterested

Pinterest is the internet's hot spot for all things fun and inspirational, and it's chock-full of garden goodness. If you haven't checked out this dynamic online resource, you're in for a treat. Pinterest is a virtual bulletin board of photos and ideas from all over the world. You'll find amazing ideas for designing your dream backyard, "why didn't I think of that" problem solvers, links to useful gardening information, and tons of fun and easy projects that will help you make your garden uniquely yours. Part of the fun of Pinterest is that you never know what you'll come across!

We welcome you to join our Pinterest community – find us at [pinterest.com/ProvenWinners](http://pinterest.com/ProvenWinners). Check out our newest plants, ideas for putting together fabulous containers for every season, and photos of what inspires us in the garden. Below is a sampling of some of our favorite pins.

We're committed to making gardening a fun, stress-free part of your life. We hope you'll take advantage of our resources and online communities!

[pinterest.com/ProvenWinners](http://pinterest.com/ProvenWinners)



# Flowering Shrubs

## Abelia

### Fragrant Flowers

Abelia makes a wonderful, deer-resistant, semi-evergreen hedge or mass planting for warmer climates.



#### **BRONZE ANNIVERSARY™**

Unique bronze foliage on a compact, low growing plant. White blooms emerge in spring and intermittently throughout the summer.



#### **SUNNY ANNIVERSARY™**

This incredible new abelia boasts yellow blooms painted with a splash of pink and orange. The beefy, fragrant flowers appear in midsummer and continue through September.



#### **RUBY ANNIVERSARY™**

Glossy foliage has ruby red new growth and fall color. Fragrant white flowers attract butterflies.



## Azalea

### Abundant Color

Azaleas are a burst of color for spring gardens. They are commonly used as foundation plantings or to add color to woodland settings.



#### **BOLLYWOOD®**

Bright neon red-pink flowers cover this compact, semi-evergreen azalea in spring. Showy variegated foliage supplies color the rest of the season.



#### **PINKY BELLS™**

This compact plant has the largest flowers of any abelia.



# Bloom-A-Thon® Reblooming Azalea

Don't settle for just a few weeks of flowers when **Bloom-A-Thon®** azaleas will flower for up to 20 weeks a year! These exciting new plants flower in spring with other azaleas, then rebloom from midsummer until hard frost. These evergreen azaleas are great for mass plantings, containers, and mixed borders.



## **BLOOM-A-THON® LAVENDER**

Large, wide-flaring, ruffled, single, bright deep lavender flowers are sprinkled with deeper rose freckles.



## **BLOOM-A-THON® PINK DOUBLE**

Ruffled, double flowers are so full the flowers resemble a double camellia bloom.



## **BLOOM-A-THON® RED**

Ruffled, semi-double to single flowers are a bright, pure, deep crimson-red color.



## **BLOOM-A-THON® WHITE**

Large, single, clear white flowers are attractively sprinkled with faint green freckles.









# Sunjoy® Barberry

Bright color, deer-resistance, and durability make barberries very popular landscaping plants. Sunjoy® varieties hold their shapes without pruning and hold up better in full sun than other golden varieties. Deciduous.



## SUNJOY® CINNAMON

A whole new look for barberry, this plant is a standout with its dark orange foliage and compact branching. An excellent plant for adding low-maintenance, season-long color to landscapes. Excellent for hedges and foundation plantings.



## SUNJOY® CITRUS

This bright yellow barberry is very uniform, with a nice, round shape. It is a durable, low-maintenance foundation plant or low hedge.



## SUNJOY® GOLD BERET

A low-mounding gold barberry with attractive red new growth and red fall color. Gold Beret is an excellent mass planting or border.



## SUNJOY® GOLD PILLAR

Bright golden foliage with new red growth. Bright orange fall color. Upright columnar shape. (fall color shown)



## SUNJOY® MINI SAFFRON

A bright yellow barberry with hints of orange in the new growth, it also turns orange-red in the fall. This colorful plant is an excellent low-maintenance plant for mass plantings or borders.



## SUNJOY® MINI SALSA

An improved 'Crimson Pygmy' with vivid, dark red foliage. It does not revert as does 'Crimson Pygmy', so every plant is consistently compact and colorful.



## SUNJOY® SYRAH

Paint it black! This new barberry shines with its black-purple foliage and provides low-maintenance, season-long color to gardens.



## SUNJOY® TANGELO

Bright and cheery, our newest Sunjoy® barberry brings you tangy orange foliage that is often accentuated by a distinctive chartreuse margin. It is a better grower than other variegated varieties and shines from spring to fall. Use it as an accent plant or a low hedge.

## SUNJOY® GOLD PILLAR

Gold Pillar's bright color and columnar habit make it a bold, structured plant in the garden.

# Beauty- berry



Its pink flowers are the most attractive of any beautyberry. **Purple Pearls™** foliage is tinged with purple, particularly in the fall when the very large violet berries cover the plant. Deer-resistant and deciduous.

# Beauty Bush



While other varieties fade into the background after flowering, **Dream Catcher™** is colorful all season. Watch for its distinctive orange new growth and fall color.



# Bluebeard

## Color Me Blue!

Bluebeard adds distinctive color to the late summer garden. Treat this deciduous plant like a perennial in northern climates. Deer-resistant.



### Lil' Miss Sunshine™

A smaller version of the popular Sunshine Blue® bluebeard with all the color in a smaller package.





## Fine Line® Buckthorn



Fabulous form and foliage, **Fine Line®** is perfect for decorative containers and live screens. The narrow columnar habit fits in tight spaces ideal for smaller gardens. Non-invasive and deer resistant.



### SUNSHINE BLUE®

This fast growing plant has bright yellow foliage all summer and produces lots of rich blue flowers in late summer and fall.

### PETIT BLEU™

A tightly branched, compact plant with attractive dark green leaves and deep blue flowers. This is a wonderful addition to summer and fall gardens. Best in well-drained soil.



For further questions and details go to [www.provenwinners-shrubs.com](http://www.provenwinners-shrubs.com). Feedback questions answered within 24 hours.



# Lo & Behold<sup>®</sup> Butterfly Bush



Their colorful, fragrant flowers brighten the garden from midsummer to fall and attract flocks of butterflies and hummingbirds. This deciduous plant may behave like a perennial in the north; prune back in spring in warmer regions. These seedless, non-invasive plants will not litter your garden with unwanted seedlings. Dwarf, deer resistant, continuous blooming Lo & Behold buddleia fit into any garden. They keep their manageable size without heavy pruning and flower from midsummer to frost without deadheading.



## LO & BEHOLD<sup>®</sup> 'ICE CHIP'

This wide spreading addition to the Lo & Behold series has pure white flowers which jump against a backdrop of silvery foliage. Its neat, low-spreading habit makes it the perfect ground covering plant.







**LO & BEHOLD® 'LILAC CHIP'**

'Lilac Chip' has soft, lavender-pink flowers and is more compact than 'Blue Chip'.



**LO & BEHOLD® 'PURPLE HAZE'**

Uniquely horizontal branches produce an abundance of dark purple-blue flowers. The flowers radiate outward and downward like a pinwheel and are continuous from midsummer to frost.



Because of their small size, Lo & Behold butterfly bush fit well in containers.



*“Every claim made for ‘Blue Chip’ is absolutely true. Lovely foliage, beautiful continuous blooms, and it thrives in the heat and humidity of an Oklahoma summer. Amazingly, ‘Blue Chip’ is still covered with blooms at the end of October!”*

Ann Roberson | Oklahoma

**LO & BEHOLD® 'BLUE CHIP'**

This is a breakthrough variety of butterfly bush with all the fragrance and butterfly appeal in a small, easy to maintain package. 'Blue Chip' stays under three feet tall without any pruning and blooms continuously from midsummer to frost without deadheading. It is frost tolerant, non-invasive and very easy to grow.



# Butterfly Bush continued



## InSpired™ Butterfly Bush

Truly inspiring, long-blooming, and colorful, InSpired butterfly bushes are also seedless. Perfect for the eco-aware gardener who may be concerned with traditional varieties' ability to seed.

INSPIRED™ BUTTERFLY BUSHES



### INSPIRED™ PINK

Distinctive soft pink flowers are good-sized at 12-18" long. Rounded habit. Seedless.



### INSPIRED™ VIOLET

Velvety, dark purple flowers look great against a backdrop of glossy, dark green foliage. Seedless



### INSPIRED™ WHITE

Seedless buddleia is an excellent non-invasive butterfly bush with beautiful, upright, white flowers.

ENGLISH BUTTERFLY™ SERIES



### ADONIS BLUE™

Deep blue flowers reach ten to 12" on a neat, compact plant.



### PEACOCK™

Neat, compact plant is covered with large, pink flowers.



### PURPLE EMPEROR™

Big, mauve-purple blooms reach five to six inches on this compact plant.



### 'MISS MOLLY'

Blooms boast rich hues of dark Sangria-red and attract butterflies and hummingbirds all summer. More compact than other butterfly bushes.



### 'SUMMER SKIES'

Soft violet-blue flowers contrast beautifully with the bright yellow and white variegated foliage.





# Burning Bush

Beloved for its fiery fall color, burning bush is an easy-to-grow plant.



## **FIRE BALL®**

Improved selection of 'Compacta' with tighter branching and superior stem hardness.



## **UNFORGETTABLE FIRE®**

Awesome fall color.



## **'MISS RUBY'**

This compact butterfly bush has fragrant, rich pink flowers. The vivid flower color is unlike any other buddleia. Deer resistant.

# Happy Face® Bush Cinquefoil

Potentilla offer so much in the landscape – continuous blooms without deadheading and a low-growing habit. Plus, they are very cold-hardy and deer-resistant. Native.



## **HAPPY FACE®**

Bigger flowers than other varieties.



## **HAPPY FACE® PINK PARADISE**

Clear pink blooms are best in cooler climates.



## **HAPPY FACE® WHITE**

Extra-large flowers.

# Button-bush



White midsummer flowers have a sweet, heavy fragrance, and its attractive glossy foliage has red new growth and burgundy-red fall color.

**Sugar Shack™** boasts distinctive characteristic red fall fruit, adding another season of interest to this native shrub. Great for moist sites.



# Coral Berry



Deer seldom damage this hardy plant.

**Amethyst™** has rich pink fruit brightening the autumn garden. It was recently selected as 2013 Cut Flower of the Year by the American Society of Specialty Cut Flowers. Native.



# Deutzia

Deutzia bring crisp white flowers to the spring garden. These small, deer-resistant shrubs are a delightful addition to borders.



## CHARDONNAY PEARLS®

Attractive pearl-like buds, star shaped flowers, and fresh lime-yellow foliage deliver season-long excitement.



## CRÈME FRAICHE™

This variegated form of Deutzia 'Nikko' is a great spring item with lots of potential for the landscape. Like most variegated plants, it will have the occasional reversion, but is still a very attractive garden plant.

# Dogwood

Colorful stems brighten the winter landscape and are also great for flower arrangements. Deciduous.



## ARCTIC FIRE™

Intense red color from this compact variety.



## ARCTIC SUN™

A smaller edition of the popular 'Midwinter Fire'.



## PUCKER UP!™

A red stemmed dogwood unlike any other. Its glossy, puckered foliage is distinctive as well as attractive. Native.



## YUKI SNOWFLAKE™

Elegant white flowers cover this plant in spring. Its neat, mounded habit and attractive fall color make it a great landscape plant, too.



# Dyers-Greenwood



This drought tolerant shrub has brilliant flowers in spring and appealing grass-like texture all summer. **Bangle®** is very nice along sidewalks and borders. Adaptable to dry conditions. Deciduous and deer-resistant.

Deer are a real problem in my garden. What can I do?



Deer can be a challenge to gardeners. Start by selecting plants which are resistant to deer browsing. Resistant doesn't mean deer-proof; deer will eat just about anything if they get hungry enough. You'll find a list of deer-resistant plants on our website.

There are many home-made and commercial repellants available. You will need to experiment to see which work best for you. Remember that frequent reapplication, especially in wet weather, may be needed.

# Elderberry

Soft pink spring flowers produce fall fruit which is popular with songbirds or can be used for jellies and jams. Deciduous and deer-resistant.



## **BLACK BEAUTY™**

Easy to grow and adaptable plant has colorful foliage all summer.



*"Wow what a shrub! It is beautiful and unusual. I always look for plants that are different and I came across this Black Lace™ elderberry at a local garden center. I fell in love with it and had to have it. I planted it this spring and it has grown twice, almost three times the size. I get tons of compliments on it and everyone in my neighborhood wants one. Thanks so much for this new variety of shrub, it is a top notch winner!" - Tami | Ohio*

## **BLACK LACE™**

Distinctive purple cutleaf foliage adds color and texture to gardens.





# Show Off® Forsythia

Welcome spring with forsythia's cheery yellow blooms. These new selections have fuller, more compact habits and better flower displays than older varieties. Deciduous and deer-resistant.



## SHOW OFF®

Abundant, large, yellow flowers cover this plant from base to tip, producing a superior flower display

## SHOW OFF® STARLET

The same fabulous flower display you get with Show Off®, but in a smaller package

## SHOW OFF® SUGAR BABY

This miniature selection delivers more flowers per inch for an outstanding spring show. It fits easily into most gardens.



# Lifeberry® Goji Berries

## Decorative Nutrition

Goji berries are the adaptable superfruit you can grow in your backyard. Use fresh in salsas or smoothies or dry to use like a raisin.



## BIG LIFE BERRY®

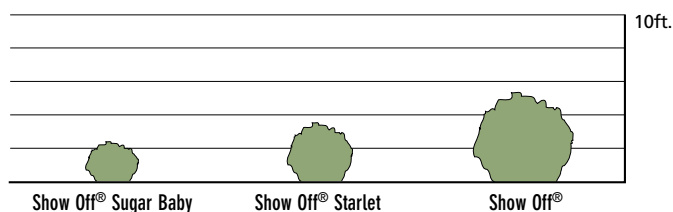
Extra large fruit.



## SWEET LIFE BERRY®

Extra sweet fruit.

### SHOW OFF® SERIES SIZE COMPARISON CHART





# Hebe

Hebes add rich evergreen color to gardens in milder climates. Color intensifies in colder months.



## 'FROZEN FLAME'

Beautiful grey and white leaves develop purple tips in winter and spring. As the weather turns cold and sunny, the color becomes more intense. Large blue flowers appear in May and June.



## 'MAGIC SUMMER'

This attractive evergreen shrub with small grey and white leaves is very nice as an accent or container plant in milder climates. The foliage turns an attractive purple-red in spring, while abundant purple-blue flowers appear in June.



## 'WILD ROMANCE'

Intriguing dark red foliage in fall and winter makes this a colorful addition to gardens in the cooler months. Large purple-red flowers in late winter or early spring add to its appeal in the landscape. It's best for milder climates and in well-drained soils.

# Meet Our Plant Hunter

Tim Wood of Proven Winners ColorChoice Flowering Shrubs



I have this really tough job - I travel the world looking for new plants, meeting fun people and sampling the food, beer & wine. Someone has to do it. How did I get the gig? Lots of training & a bit of luck. I'm a 3rd generation plantsman that started working at my father's nursery at 8

years. Tired of hard work I set off to Mich. State, the Univ. of Delaware and Youngstown St. My on the job training came at Longwood Gardens, The Arnold Arboretum at Harvard, the Chicago Botanic Garden, Mill Creek Park, Kingwood Center & Zelenka Nursery. Then with a bit of luck, I landed a sweet job at Spring Meadow Nursery. To beef up my résumé I published numerous articles and photographs in nursery & gardening magazines, hosted a radio show, taught at MSU and MCC & published 3 books.

Keep up with Tim and get a sense of what it takes to bring you top-quality flowering shrubs from around the world.

[plant-quest.blogspot.com](http://plant-quest.blogspot.com)

MONDAY, SEPTEMBER 10, 2012

## The Czech Republic: A Plant Hunter Pictorial

Traveling to the Czech Republic to look for plants has been on my radar for a number of years. It has a temperate continental climate not all that different from that of the Mid-West United States. In addition they have a long history and appreciation for ornamental gardening. Yet every time I had planned a trip in the past, I had to cancel it. This summer it finally happened, and here is a visual summary of our trip.



Our first stop was Prague, the capital and largest city in the Czech Republic. Prague is a beautiful mid-eval town and as it turns out the home of an old college friend. So after a tour of the famous Charles Bridge we met my friend in the town center for a cold Pils beer.



Friend Us on Facebook!

Get timely tips and garden advice.

Search ColorChoice on Facebook.



# Hydrangea 101

Hydrangeas are among the most popular of garden plants and also some of the most confusing. When should I prune? What color will the flowers be?

The first step in answering these questions is to determine what sort of hydrangea you have. Cone-shaped blooms occur on hardy hydrangeas. Brightly colored mophead (round) or lacecap (flat) flowers are usually bigleaf hydrangeas, although mountain hydrangeas also produce lacecap blooms. Bigleaf hydrangeas will have thicker, glossier foliage.

Our native hydrangeas, smooth hydrangeas, have matte foliage and typically produces large white flowers. Invincibelle® Spirit, which is pink, is the exception. Another wonderful native is the oakleaf hydrangea, *H. quericifolia*. It has – you guessed it – leaves that are shaped like those of an oak. It also produces white, cone-shaped flowers.



'LIMELIGHT'

PINKY WINKY®



# Flower Color

Only bigleaf hydrangea and mountain hydrangea blooms are affected by soil pH. The flowers of other hydrangeas will not change color. Blue flowers appear in more acidic soils, where aluminum is more available to the plant. In more basic soils, where aluminum is less available, the flowers will be more pink. Blooms can range from deep blue to purple to hot pink, with different varieties having a tendency to be either more pink or more blue. You can adjust the color of the blooms by adding aluminum sulfate to the soil for more blue flowers and lime to soils to encourage pink blooms. It may take a couple of seasons to see the desired color.



**PINK SHIRA™**



**EDGY® ORBITS**



**LET'S DANCE®  
STARLIGHT**



**CITYLINE® RIO**



**CITYLINE® BERLIN**



**CITYLINE® VIENNA**



# Bigleaf Hydrangea

## Let's Dance®

Reblooming hydrangeas make us want to dance! Reliable, richly colored Let's Dance hydrangeas flower beautifully even after harsh winters. The plants set flower buds like other bigleaf hydrangeas, for early summer blooms, and then produce more flowers in later summer.

## Cityline®

Very compact, disease-resistant hydrangeas that are perfect for smaller gardens. You will not need to prune Cityline hydrangeas to keep them manageable – great news for gardeners with smaller yards! These hydrangeas are a great choice for foundation plantings.

## Edgy®

These hydrangeas are a little different...a little edgy. The variegated (or picotee) blooms are very distinctive and add elegant charm to home gardens.

## Abacadabra®

Magical, vibrant flowers perch atop mysterious black stems! These unusual hydrangeas add drama to gardens and are ideal for planting in mixed borders.



Let's Dance® Moonlight



Showy summer flowers are a favorite with gardeners. The full, round blooms are called mopheads; lacy swirls are called lacecaps. Deciduous.



Let's Dance® Big Easy



Let's Dance® Diva!



Let's Dance® Starlight



Paraplu™



Cityline® Berlin



Cityline® Mars



Cityline® Paris



Cityline® Rio



Cityline® Vienna



Cityline® Venice



Pink Shira™

.....  
 These hydrangeas  
 should be pruned  
 immediately after  
 they flower.  
 .....



Edgy® Hearts



Edgy® Orbits



Abracadabra® Orb



Abracadabra® Star



Let's Dance®  
 Rhapsody Blue



# Bracted Hydrangea

# Hardy Hydrangea



## BLUE BUNNY™

A drift of blue flowers from midsummer until fall.

Blue Bunny is a blue hydrangea that blooms no matter what – year after year. It features stunning clusters of blue flowers surrounded by light blue to white florets. The blue color of its flowers are unaffected by aluminum, acidic, or alkaline pH in the soil.



## LITTLE LIME™

This dwarf form of the popular 'Limelight' hydrangea has the same great flowers but in a smaller package. Great for smaller gardens.



## QUICK FIRE®

Have the first hydrangeas of the summer! Quick Fire® blooms a month earlier than other varieties. Blooms appear in late May - early June and turn to a rich deep pink.



## LITTLE QUICK FIRE™

Early blooming like the original Quick Fire® hydrangea, this dwarf form fits easily into smaller gardens. It also makes a great container plant!



## Hardy Hydrangeas

Hardy hydrangeas are beautiful, easy-to-grow plants that thrive throughout North America. They are quite cold hardy and also tolerate full sun, heat, and drought better than bigleaf hydrangeas. They should be pruned in late winter or early spring.



### **BOBO®**

A delightful dwarf hydrangea that is engulfed by large, white flowers in summer. The flowers are held upright on strong stems and continue to grow and lengthen as they bloom.

## Cutting and Drying Hydrangeas

Many gardeners like to enjoy their hydrangeas year-round by cutting and drying them for arrangements. This is easy to do. First, cut the flowers when they are slightly past their peak. Next, place them in a vase and allow them to dry while in water. Drying them in water helps them to hold their shape and color as they dry.



### **PINKY WINKY®**

Panicles over a foot in length start out pink and continue to produce white flowers at the tip.



### **'LITTLE LAMB'**

Full panicles of pure white florets dance above the foliage of this hardy, compact hydrangea.



### **FIRE LIGHT™**

The flowers open white before ripening to dark, burgundy-pink in fall. The sturdy stems hold the dramatic blooms upright for an awesome autumn show.



### **'LIMELIGHT'**

Numerous, large, lime-green flowers are held up on strong stems. Blooms transform to pink in autumn. Makes a great flowering hedge.



# Mountain Hydrangea

These elegant hydrangeas are native to the mountains of Asia and Japan and thus have better bud hardiness than the coastal bigleaf hydrangeas. They are a lovely choice for gardeners in cooler climates who admire delicate lacecap blooms. They should be pruned immediately after flowering.



## **TINY TUFF STUFF™**

This is a real beauty, with flowers so delicate and refined that it seems strange to call it “tuff” – but it is. While this plant leans to blue, the flower color may range from blue to pink to white – all soft, delicate shades perfect for sophisticated gardens.



## **TUFF STUFF™**

If other rebloomers haven't lived up to their true hype, try this new, hardier variety. It continues to produce new buds and flowers right up until frost.



# Oakleaf Hydrangea

Our beloved native hydrangea has beautiful white flowers in summer and rich wine-red foliage in fall. Plant it in woodland gardens or in mixed borders. It should be pruned immediately after flowering.



## GATSBY'S MOON™

This is a distinctive, showy take on our beloved native oakleaf hydrangea. The tightly packed, pure white florets create very full, conical panicles with a unique 'quilted' effect. As the bloom ages, it turns a nice shade of green that lasts through most of the summer.



Great fall color.



## GATSBY'S GAL™

Gatsby's Gal™ hydrangea is slightly smaller than other oakleaf varieties, but with impressively large flowers – lots of them. A great choice for smaller gardens.



## GATSBY'S STAR™

It's got star power! Doubled blooms are similar to that of 'Snowflake', but the individual petals are pointed instead of rounded. The result is a beautiful, lacy panicle – and a very showy plant.



# Smoothleaf Hydrangea

North America's native hydrangea is adaptable and fast-to-grow. In part sun or full shade, it flowers reliably every year, even in cold climates.



*“Truly unbelievable! I bought them from a catalogue and they were delivered via mail. Planted them (small stems) and they did not bloom the first year. Growth occurred the second year and was unreal. They really are beefy stemmed and huge flower heads. The neighbors have hydrangea envy. Must get more!”*

-Anonymus

## **INCREDIBALL®**

A new and improved 'Annabelle' Hydrangea, Incrediball has sturdy stems and massive blooms. Each bloom has roughly four times as many flowers as 'Annabelle' and can reach over 12" in diameter! Native.



## **WHITE DOME®**

Sturdy stems hold flowers upright even after hard rain. Unique winter effect - use in place of ornamental grass.



# Invincibelle Spirit



\$1.00 from each Invincibelle® Spirit sold is donated to The Breast Cancer Research Foundation®. We encourage you to donate as well. BCRF is dedicated to preventing breast cancer and finding a cure in our lifetime by funding clinical and translational research worldwide. Over \$640,000 raised so far. Find out more at [www.invincibellespirit.net](http://www.invincibellespirit.net).



## INVINCIBELLE® SPIRIT

A plant breeding breakthrough! Hardy, adaptable, and easy to grow, Invincibelle Spirit produces hundreds of beautiful blooms – year after year!



# Bloomerang® Lilac

Lilacs are a traditional favorite for their sweet fragrance in spring. They are a delightful specimen plant with good deer-resistance.



## **BLOOMERANG® PURPLE - A REBLOOMING LILAC!**

Compact lilac blessed with an abundance of fragrant flowers in spring, then more flowers from midsummer to frost.



## **BLOOMERANG® DARK PURPLE**

It's the next big thing for Bloomerang! Dark Purple is a bigger plant, with large, more rounded inflorescences. It's very showy in spring and continues to amaze with fragrant blooms from midsummer to frost.



## **SCENT AND SENSABILITY™**

A sweet delight for spring gardens! This dwarf lilac is wider than it is tall and produces copious dark pink buds that open to soft, lilac-pink flowers. It is very fragrant.



# Pruning

As a rule of thumb, spring-flowering shrubs should be pruned immediately after flowering, and summer flower shrubs should be pruned in spring. If you do make a mistake, don't worry – you haven't hurt the shrub permanently. It may not flower this year, but will bounce back the following year.



Try not to trim plants into tight shapes. Lots of shallow surface pruning can result in a weak-stemmed plant that does not flower well. Selective pruning of branches down to the ground leads to healthier plants with more natural, graceful habits.



**Regular pruning means more blooms.**

# How should I water my plants?

Established shrubs typically do not need supplemental watering except in very hot, dry conditions. However, newly planted shrubs will need watering while they adapt to your garden. Long, deep soaks are better than frequent, shallow sprinkles. First moisten the soil and let the water soak in. Then come back and soak the ground thoroughly. Remember that plants in containers will need more frequent watering than those in the ground.

When first planting a shrub, especially in the summer, it must be watered daily. Then gradually ease off watering from every day to every other day and so on.



# New Jersey Tea

An extremely drought tolerant plant for the perennial border, New Jersey Tea has fluffy late spring flowers. Red seed heads in summer add another season of garden interest.



## MARIE ROSE™

This companion plant to Marie Bleu™ has a full, bushy habit. Pink flowers appear in late spring and early summer and will sometimes repeat in summer. Red autumn fruit adds to its appeal.



## MARIE BLEU™

Loads of misty blue flower heads in late spring cover this compact plant. The red seed heads appear in summer.











# Ninebark

An adaptable native plant, ninebark's colorful deciduous foliage provides easy color all summer and into fall.



## **COPPERTINA™**

Native plant with unusual copper-colored spring foliage and red summer color. Soft pink-white flowers appear in early summer.



## **TINY WINE™**

Dwarf form fits easily into home landscapes.

## **SUMMER WINE®**

A compact form of purple ninebark with outstanding flower display. Graceful arching branches cascade with blooms in early summer.



# Snow Day™ Pearl-Bush

Enjoy a blizzard of pure white flowers in spring! These varieties have larger flowers and fuller habits than older varieties.



## **SNOW DAY™ BLIZZARD**

This pearl-bush will blow you away. It is a blizzard of blooms that are roughly twice the size of those of 'The Bride.' It can be pruned to keep small or trained into a small tree.



## **SNOW DAY™ SURPRISE**

This plant is a flood of white flowers in spring. Large, pearl-like buds open to a flurry of white blooms. Larger and more compact, upright growth than older varieties.

# Double Take™ Quince





**DOUBLE TAKE™  
'ORANGE STORM'**

**Double Take™ Quince** are a new take on a traditional spring favorite. These vibrant flowers are doubled so they resemble camellias or even roses more than quince. Plus they're thornless! Perfect for hedges or mixed borders, quinces are also great for cutting. Bring them inside to force in late winter for a quick burst of candy-colored flowers! Deer-resistant.



**DOUBLE TAKE™  
'ORANGE STORM', 'PINK STORM', 'SCARLET STORM'**

## Rhododendron

A classic choice for spring color! Evergreen.



**DOUBLE TAKE™  
'PINK STORM'**



**'AMY COTTA'**

'Amy Cotta' is a slow growing, semi-dwarf form perfect for sites which call for a compact, flowering evergreen.



# Breeder Profile

## Rose of Sharon

Dr. Roderick Woods, Breeder of the Chiffon™ Rose of Sharon



**Bio:** In the horticultural world, Dr. Roderick Woods has become famous for his *Hibiscus syriacus* breeding. But in his previous life, Woods was a world renowned physiologist, scholar, and researcher at Cambridge University in England.

Born in England during a time of war and growing up during post-war austerity, Roderick Woods' amusements centered on plants and animals. His family had a large vegetable and flower garden that provided the cash for extras like holidays. After school he wanted to go into forestry, but after a spell in a Salk vaccine tissue culture laboratory he was sent off to train as a medical doctor. It was soon noted he had an aptitude for microscopy and interpreting structures. Woods earned his living for 32 years thereafter by teaching physiology and histology to medical and veterinary students.

He then drifted into whole body human physiology and particularly temperature regulation. This led him into the field of accident and injury research and the development of protective clothing. Most every firefighter and any other person that works in a dangerous profession is safer today because of the innovations pioneered by Dr. Woods.

In 2002, Woods retired from teaching and research and moved to Norfolk to concentrate on Hibiscus breeding and running a protective clothing consultancy company, aptly named Blue Hibiscus Limited.

Woods, of course is most famous for his Chiffon™ series of Rose of Sharon, exceptional flowering plants noted for their large, flat single blooms with a lacy center. Until you grow these plants you cannot believe how unique they are in how they grow. While most Rose of Sharon are rigid and uptight, the Chiffons are finer in texture and more shrub-like with an abundance of flowers.





Summer should be fun! Baseball games, barbeques, and trips to the beach. That's why Rose of Sharon is the perfect plant for your summer garden. They love summer as much as you do, thriving in hot, sunny weather and rewarding you with lots of colorful flowers. The only maintenance for these beauties was back in early spring – a quick trim to shape. Now that summer's here, you can sit back and enjoy the show! Deciduous. Deer-Resistant.



**BLUE CHIFFON™**  
Beautiful, easy to grow summer flowers.



**PINK CHIFFON™**  
Enjoy clear pink flowers each summer.



**WHITE CHIFFON™**  
Flowers are adorned with a unique lacy center.



**AZURRI SATIN®**  
Rich color & seedless with single blue flowers.



**BLUE SATIN®**  
Bigger, better flowers than other blue hibiscus.



**BLUSH SATIN®**  
Large, soft blushing pink flowers.



**ROSE SATIN®**  
Great as a hedge or in the mixed border.



**VIOLET SATIN®**  
Large, brightly colored flowers, strong growth.



**RUFFLED SATIN®**  
The very tropical-looking pink flowers have an intense red eye and are large and extremely showy. Its ruffled, pink, overlapping flower petals form a complete circle.



**LIL' KIM™ (Dwarf)**  
Long-lasting flowers on this petite plant.



**LIL' KIM™ VIOLET (Dwarf)**  
Large flowers, strong stems & dark foliage.



**CANDIDE™**  
Large lavender-purple flowers in late summer.



**FULL BLAST™**  
Lavender flowers and rich, dark green foliage.



**SUGAR TIP®**  
Unlike other variegated Rose of Sharon, this actually blooms! Seedless.



# Landscape Roses

## Oso Easy® and Oso Happy® Roses

For many years, we've been searching for a better rose, one that can be grown like any other shrub. We tested many new plants, but most flunked the test. A few select plants have met the challenge and have shown themselves to very easy to grow and to be highly disease resistant.



**OSO EASY® HONEY BUN**



**OSO EASY® LEMON ZEST**



**OSO EASY® ITALIAN ICE**



**OSO EASY® PEACHY CREAM**



**OSO EASY® PAPRIKA**



**OSO EASY® STRAWBERRY CRUSH**



**OSO EASY® MANGO SALSA**



**OSO EASY® PINK CUPCAKE**



**OSO EASY® FRAGRANT SPREADER**



**OSO EASY® CHERRY PIE**



**OSO HAPPY® SMOOTHIE**



**OSO HAPPY® CANDY OH!**



**OSO HAPPY® PETIT PINK**



**LIVIN' LA VIDA™**



**PINK HOME RUN®**



**HOME RUN®**

## Home Run® Roses

Home Run and Pink Home Run are proven All-Stars! They have excellent resistance to black spot and powdery mildew, and good resistance to downy mildew as well. Heat tolerant and cold hardy, these early flowering roses produce new flowers until frost. They need neither spraying nor pruning to produce months of vibrant, colorful blooms!



Landscape roses are an easy way to add lots of color to your garden. Unlike hybrid teas, these durable plants don't need special pruning or other care. New disease-resistant varieties from Proven Winners flower for months without spraying and are great for mass plantings.

No Spraying - Really!

We believe that landscape roses should be healthy and happy. The days of spraying roses are long gone!






# Spirea

Spirea are loved for their durable, adaptable nature and easy care. They keep their low, mounded habit with little or no pruning and flower reliably in spring, repeating in summer if dead-headed. Deciduous and deer-resistant.

## **DOUBLE PLAY® BIG BANG**

Pink flowers bigger than any other spirea's. Yellow foliage glows orange in the spring.



## **DOUBLE PLAY® GOLD**

A compact, low-mounded beauty with vibrant, pure golden foliage and an abundance of pure pink flowers



## **GLOW GIRL™**

This cold hardy plant also has great fall color.



## **GOLDEN GLITTER™**

White flowers cover this easy-to-grow plant in late spring and early summer.



## **SNOW STORM™**

Extremely large flowers and attractive blue-green leaves. Low-maintenance.



## **DOUBLE PLAY® ARTIST**

Rich red new growth and vibrant pink flowers.

## **The Double Play® Series**

*A new line of colorful Spirea*

One of the main goals of the Proven Winner ColorChoice program is to extend a shrub's color interest beyond the date of flowering. The Double Play Series does just that. In addition to vibrant flowers, these introductions turn a double play by providing absolutely stunning foliage, especially in the spring when they first break bud.



# St. John's-Wort

Sunny bright yellow flowers bloom all summer. Drought tolerant, deciduous, and deer-resistant.



## BLUES FESTIVAL™

Attractive combination of blue leaves contrast with the bright yellow flowers.



## GOLDEN RULE™

Excellent ground covering subshrub with colorful orange new growth and yellow foliage.



## SUNNY BOULEVARD™

A tidy little shrub that adds months of sunny color to mixed borders and foundation plantings.

# Summersweet

Our native summersweet earns its name with a summer crop of sweetly fragrant flowers. Yellow fall color adds to its appeal. Deciduous and deer-resistant.



## VANILLA SPICE®

The fragrant flowers are roughly double the size of typical summersweet.



## SUGARTINA® 'CRYSTALINA'

Improved dwarf clethra with tight dense shape. Fragrant white flowers attract butterflies and hummingbirds.



For further questions and details go to [provenwinners-shrubs.com](http://provenwinners-shrubs.com). Feedback questions answered within 24 hours.

# Sweet Bay

The next big thing for Mediterranean landscapes? **Sicilian Sunshine™** is a great specimen for milder climates.




# Sweetshrub

New sweetshrub **'Aphrodite'** produces fragrant, dark red flowers in summer.



# Sweetspire

Another wonderful native plant, sweetspire **Little Henry®** has abundant summer flowers and brilliant orange fall foliage.





# Viburnum



Viburnum are prized by home gardeners and professionals alike for their elegant foliage, beautiful flowers, and impressive autumn fruit displays. No garden is complete without at least one!

## SPICE GIRL™

Everything you want in a viburnum and more: strong growth, fragrance, colorful flowers.



### ALL THAT GLOWS™

Blue-black fruit against extremely glossy foliage. Plant with All That Glitters for best fruit set.



### ALL THAT GLITTERS™

Blue-black fruit against extremely glossy foliage. Plant with All That Glows for best fruit set.



### SPICE BALL™

Compact Korean Spice variety with fragrant spring blooms.



### BLUE MUFFIN®

Compact habit with abundant blue berries.



### CARDINAL CANDY™

Hardier than other varieties.



### BRANDYWINE™ (Dwarf)

Breathtaking fall fruit and wine colored foliage.



### RED BALLOON™

Loads of bright red fruit in late summer.



### HANDSOME DEVIL™

A rainbow of green, burgundy, and orange-bronze hues.



# Weigela

Weigelas deliver a splash of color in spring with flowers, then steal the show with their foliage the rest of the year. The true secret to having a dramatic garden is decorating it with interesting foliage. That can be done with our selection of unique golden, burgundy, and variegated weigelas. Deer-resistant.



## FINE WINE™

Compact size is good for containers and smaller landscapes.



## SPILLED WINE®

Dark red, wavy leaves and a spreading habit.



## WINE & ROSES®


Rich dark purple leaves are enhanced by the abundant pink flowers in spring. Often reblooms. Deer resistant.



## MIDNIGHT WINE®

Desirable low growing purple foliage. A good alternative to prickly barberry. Pink flowers.

### WINE SERIES SIZE COMPARISON CHART





# Sonic Bloom™ Reblooming Weigela



## SONIC BLOOM™ PEARL

Pure white flowers with a yellow throat change to pink giving you multiple colors on a single plant.



## SONIC BLOOM™ RED

Red flowers cover this plant in spring, then waves of blooms from midsummer to fall.



## SONIC BLOOM™ PINK

Hot pink buds open to rich pink flowers in May. Then it will rebloom from midsummer into fall, providing months of flowers.



## GHOST®

A cool weigela with reblooming dark red flowers and ghostly, iridescent, buttercream foliage.



## MY MONET®

A dwarf, low-mounded plant with rosy pink flowers. Beautiful cream and green variegated leaves are often infused with a hint of pink.



## MY MONET® 'SUNSET'

This dwarf weigela has very attractive gold foliage and nice red fall color. Grown primarily for its colorful foliage, it will occasionally produce soft, rosy pink flowers.



# Winterberry Holly

These varieties will give you vivid, red berries in the winter. Brighten your inside decor by bringing in cuttings of these gorgeous varieties. Native.



## **BERRY HEAVY®**

Heavy set of large, bright red berries makes a spectacular winter show. Native to North America. Use 'Jim Dandy' as a pollinator.

## **BERRY NICE®**

Vivid, dark red berry is so intense it will stop you in your tracks. Use 'Jim Dandy' as a pollinator.



For smaller garden areas consider our new compact winterberry; only 3-4' tall!

## **BERRY POPPINS™**

Berry Poppins™ winterberry is ideal for gardeners who want bright winter color and fruit for cutting but don't have room for a typical winterberry variety. Dwarf. Use **Mr. Poppins™** as pollinator.

# Wintercreeper

Need a long-lasting spark of color? Wintercreeper gives plantings a boost throughout the year. It's a must-have plant that provides color when most plants are dormant.



## **BLONDY®**

Bright yellow leaves encircled by a thin halo of green create a showy little plant with year round appeal.



## **GOLDY™**

A bright flush of gold in the spring and colorful year-round.



## **GOLD SPLASH®**

Evergreen wintercreeper with brighter, bigger leaves.

## **WHITE ALBUM™**

Excellent leaf spot resistance.





# Evergreen Shrubs



SOFT SERVE® False Cypress  
in the snow.



# Arborvitae

Arborvitae are easy-to-grow evergreens that are great for hedges or privacy screens. Use North Pole™ for those narrow areas of your yard and Anna's Magic Ball™ and 'Filip's Magic Moment' for a touch of gold.

## 'AMERICAN PILLAR'

Dense structure keeps its columnar shape with minimal pruning. Very fast growing.



## NORTH POLE™

A narrow, columnar selection with dark green winter color.



## SPRING GROVE®

This hardy selection of western arborvitae shows excellent resistance to deer browsing.



## ANNA'S MAGIC BALL™

Use in containers or as a year-round border plant.



## 'FILIP'S MAGIC MOMENT'

Use in place of Dwarf Alberta Spruce



## POLAR GOLD™

Nicely sized for residential landscapes.



# False Cypress

Colorful, soft evergreen foliage makes false cypress a good foundation or specimen plant. Protect from harsh winter sun and winds. Deer resistant.



## SOFT SERVE®

Compact evergreen has graceful fernlike branches. Bright green foliage is flecked with silver blue on underside.

# Boxwood

A classic choice for formal gardens. May be sheared into hedges and other tight shapes.



## SPRINTER™

Fast growing, hardy, attractive year-round.



## NORTH STAR™

Excellent winter color.



## WEDDING RING®

Glossy variegated foliage.

# Blue Holly



## CASTLE WALL™

Upright habit. Pollinator for Castle Spire®.

Classic holly berries are beautiful in the winter landscape and great for holiday arrangements. These evergreens need both a male and female plant to produce fruit.



## CASTLE SPIRE®

Beautiful, compact, hardy, pyramidal blue holly with large, lustrous, dark green leaves and red fruit.



# Japanese Holly

Elegant evergreen addition to gardens, our Japanese Holly make excellent accent or specimen plants. Deer resistant.



## PATTI O™

Perfect in pairs, Patti O has tiny, dark leaves and glossy foliage. This petite evergreen is perfectly scaled for smaller gardens and patios.



## SKY POINTER®

Add elegant architecture to gardens or containers with this narrow, upright evergreen.



## Can I Grow It in a Container?

Many new flowering shrub varieties are a wonderful compact or even dwarf size and are perfect for growing in a container. However, before you invest in an elaborate patio planter, you will want to be sure that the plant will survive over winter.

A plant may be perfectly hardy when planted in the landscape, but not survive a cold winter above ground. A good rule of thumb for container designs is to choose plants that are one zone hardier than where you live. For example, if you live in USDA Zone 5, any plant rated to USDA Zone 4 or lower (colder) should be able to survive winters in a container.

Remember that plants in containers will need regular watering, so even a drought-tolerant plant may need supplemental water in a container.

But don't limit yourself to what will overwinter in a container! A plant that is not quite hardy enough to survive above ground can always be planted in the garden in autumn. So can a variety that will get too large for a patio planter. Fall is a great time for planting shrubs. As long as you can dig a hole in the ground (until the ground is frozen), you can plant flowering shrubs.

# Juniper

Junipers are easy-to-grow, drought-tolerant evergreens which are extremely popular as mass plantings. **Good Vibrations® Gold** has unusually soft foliage which is chartreuse in spring, yellow in summer, and takes on orange hues in fall.



# Siberian Cypress

A very hardy evergreen with good shade tolerance, Siberian Cypress provides graceful year-round texture to cool-climate gardens.



## CELTIC PRIDE™





# Vines

## Clematis

What can be better than Sweet Autumn clematis? 'Sweet Summer Love' of course. This breakthrough gives you the same ease-of-growth and sweet cherry-vanilla fragrance, but also colorful cranberry-violet flowers that start blooming months earlier.



## False Hydrangea-Vine



Elegant and distinctive, **Rose Sensation™** is a showy variety with larger, deeper pink sepals in June and July. It's a great addition to woodland settings or trained up a north facing wall.

## Hops



A refined habit and less aggressive growth than other ornamental hops, **Summer Shandy™** is perfect for home gardens.

## Honeysuckle



'**Scentsation**' honeysuckle is a very showy vine with extremely fragrant yellow flowers that bloom from mid-spring to late summer, followed by bright red berries.

## Virginia Creeper

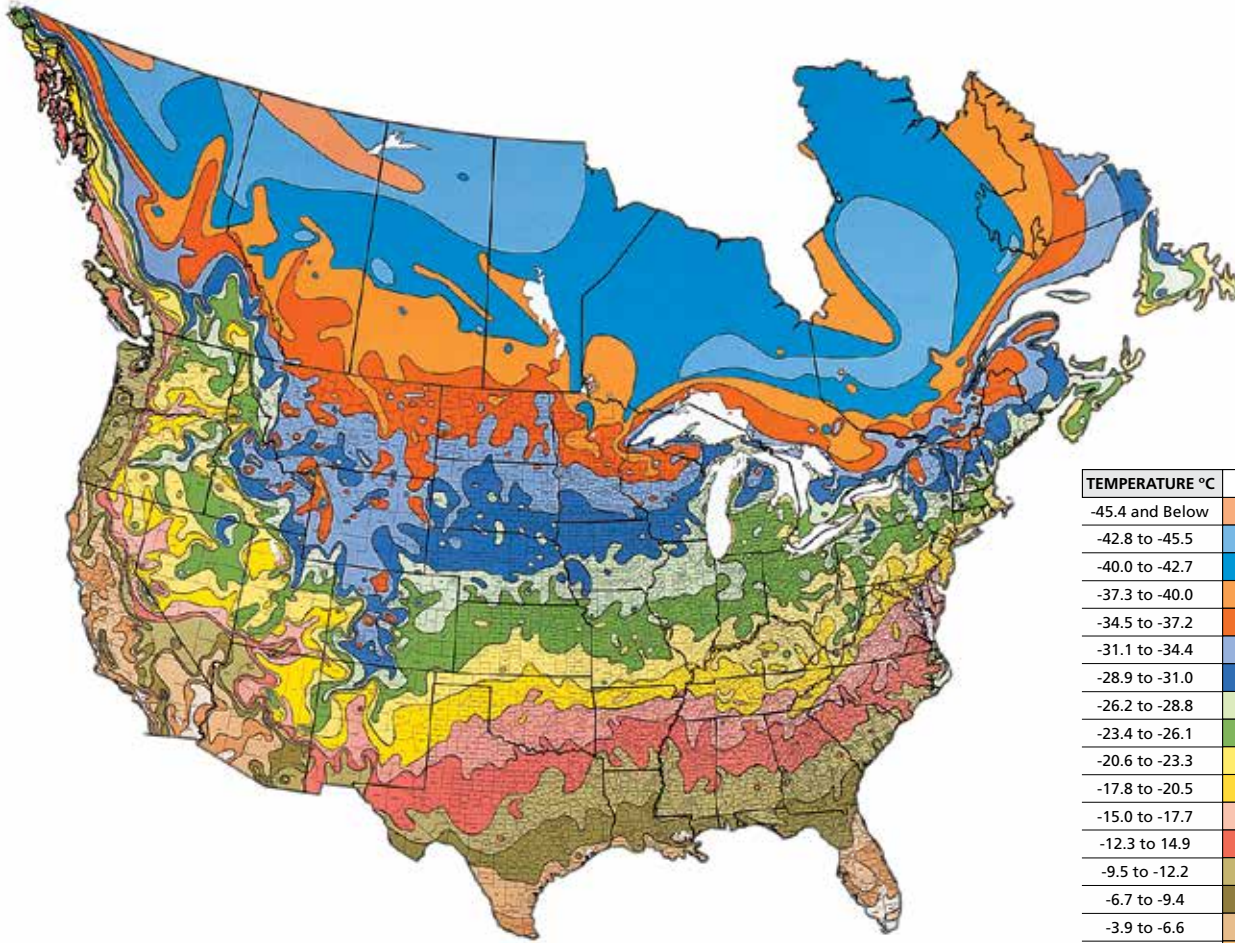


Cover your backyard fence with **Red Wall®**, an attractive, fast-growing native vine. Glossy green foliage turns bright red in fall.



# Cold Hardiness Map

United States Department of Agriculture



TEMPERATURE °C	ZONE	TEMPERATURE °F
-45.4 and Below	1	Below -50
-42.8 to -45.5	2a	-45 to -50
-40.0 to -42.7	2b	-40 to -45
-37.3 to -40.0	3a	-35 to -40
-34.5 to -37.2	3b	-30 to -35
-31.1 to -34.4	4a	-25 to -30
-28.9 to -31.0	4b	-20 to -25
-26.2 to -28.8	5a	-15 to -20
-23.4 to -26.1	5b	-10 to -15
-20.6 to -23.3	6a	-5 to -10
-17.8 to -20.5	6b	0 to -5
-15.0 to -17.7	7a	5 to 0
-12.3 to 14.9	7b	10 to 5
-9.5 to -12.2	8a	15 to 10
-6.7 to -9.4	8b	20 to 15
-3.9 to -6.6	9a	25 to 20
-1.2 to -3.8	9b	30 to 25
1.6 to -1.1	10a	35 to 30
4.4 to 1.7	10b	40 to 35
4.5 and Above	11a	40 and Above

## Sun or Shade?

What do you do if a plant can be grown in full sun (at least 6 hours of direct sun) or part shade? (3-6 hours). If you are in the southern part of the plant's range, part-shade is probably the better choice. In the northern part of the range, full sun may result in better flowering and/or foliage color.

## In the Zone

Will the plant you buy this year come back next year? It depends on where you live. To survive year after year, a plant must be able to tolerate year-round conditions in your area, such as the lowest and highest temperatures and the amount of rainfall. If you live in Zone 5, any plant that is hardy to Zone 5 or lower (Zone 3, 4, etc.) would be cold hardy.

Cold hardiness zones are a good guide to how well a plant will do in your area. The colder your climate, the lower your zone rating. Zone 2 extends far north into Canada, and balmy Florida is a Zone 10.

To find your zone or the hardiness of any Proven Winners plant, visit [www.provenwinners-shrubs.com](http://www.provenwinners-shrubs.com).



# Plant Specifics

Name	Botanical Name	USDA Zone	AHS Zone	Height	Width	Spacing	Exposure	Habit	Season of Interest				Pruning
									Sp	Su	F	W	
<b>FLOWERING SHRUBS</b>													
Abelia   <i>Abelia</i>													
Bronze Anniversary™	<i>A. x grandiflora</i> 'Rika 1' pp#20,568	6	9	3-4'	3-4'	3-4'	○ ◀	Mounded	• •			Winter	
Ruby Anniversary™	<i>A. chinensis</i> 'Keiser' pp#21,632, cbr#3910	5	9	4-6'	4-6'	5-6'	○ ◀	Mounded	• •			Winter	
Sunny Anniversary™	<i>A. x grandiflora</i> 'Minduo1' ppaf	6	9	3-4'	3-4'	3-4'	○ ◀	Mounded	•			Winter	
Pinky Bells™	<i>A.</i> 'Lynn' pp#20,604	6	8	2-3'	3-4'	4-5'	○ ◀	Low Mounded	•			Winter	
Azalea   <i>Rhododendron</i>													
Bloom-A-Thon® Lavender	<i>R.</i> 'RLH1-4P19' pp#21,476	6	9	4-5'	3-4'	4-5'	◀	Mounded	• • •			After Spring Flowering	
Bloom-A-Thon® Pink Double	<i>R.</i> 'RLH1-2P8' pp#21,477	6	9	3.5-4'	3-3.5'	3-4'	◀	Mounded	• • •			After Spring Flowering	
Bloom-A-Thon® Red	<i>R.</i> 'RLH1-1P2' pp#21,562	6	9	3-3.5'	3-3.5'	3-4'	◀	Mounded	• • •			After Spring Flowering	
Bloom-A-Thon® White	<i>R.</i> 'RLH1-3P3' pp#21,512	6	9	2.5'	2.5'	3-4'	◀	Mounded	• • •			After Spring Flowering	
Bollywood®	<i>R.</i> 'Farrow' pp#22,209, cbraf	5	9	1.5-2'	1.5-2'	2-2.5'	○ ◀	Mounded	•			After Flowering	
Barberry   <i>Berberis thunbergii</i>													
Sunjoy® Cinnamon	<i>B. f.</i> 'Celeste' ppaf	4	8	4-5'	4-5'	4-6'	○	Mounded	• • •			Winter	
Sunjoy® Citrus	<i>B. f.</i> 'Koren' ppaf	4	8	2-3'	2-3'	2-4'	○	Mounded	• • •			Winter	
Sunjoy® Gold Beret	<i>B. f.</i> 'Talago' pp#20,602	4	8	0.5-1'	1-1.5'	1.5-2'	○	Low mounded	• • •			Seldom needed; winter	
Sunjoy® Gold Pillar	<i>B. f.</i> 'Maria' pp#18,082	4	8	3-4'	1.5-2'	2-3'	○	Upright columnar	• • •			Seldom needed; winter	
Sunjoy® Mini Saffron	<i>B. f.</i> 'Kasia' ppaf	4	8	1.5-2'	2-2.5'	2-3'	○	Low mounded	• • •			Seldom needed; winter	
Sunjoy® Mini Salsa	<i>B. f.</i> 'Mimi' ppaf	4	8	1.5-2'	1.5-2'	2-3'	○	Low mounded	• • •			Seldom needed; winter	
Sunjoy® Syrah	<i>B. f.</i> 'Helen' ppaf	4	8	4-5'	4-5'	4-6'	○	Upright mound	• • •			Seldom needed; winter	
Sunjoy® Tangelo	<i>B. f.</i> 'O'Byrne' ppaf	4	8	3-4'	3-4'	3-4'	○	Upright mound	• • •			Seldom needed; winter	
Beautyberry   <i>Callicarpa</i>													
Purple Pearls™	<i>C. x 'NCCX1'</i> ppaf, cbraf	6	8	4-5'	4-5'	4-5'	○	Upright mound		•		Winter	
Beautybush   <i>Kolkwitzia amabilis</i>													
Dream Catcher™	<i>K. a.</i> 'Maradco'	4	9	6-9'	6-9'	7-10'	◀	Mounded	• •			After flowering	
Bluebeard   <i>Caryopteris</i>													
Lil' Miss Sunshine™	<i>C. x clandonensis</i> 'Janice' pp#22,160, cbr#3911	5	9	2.5-3'	2.5-3'	3-4'	○	Mounded	• •			Winter	
Petit Bleu™	<i>C. x clandonensis</i> 'Minibleu' pp#14,674, cbr#2317	5	9	2-2.5'	2-3'	3-4'	○	Mounded	• •			Winter	
Sunshine Blue®	<i>C. incana</i> 'Jason' ppaf, cbr#2316	5	9	3-4'	3-4'	4-5'	○	Mounded	• •			Winter	
Buckthorn   <i>Rhamnus frangula</i>													
Fine Line®	<i>R. f.</i> 'Ron Williams' pp#14,791	2	8	5-7'	2-3'	3-4'	○ ◀	Upright column	• • •			Seldom needed; winter	
Burning Bush   <i>Euonymus alatus</i>													
Fire Ball®	<i>E. a.</i> 'Select'	4	9	5-7'	5-7'	5-8'	○	Mounded		•		Winter	
Unforgettable Fire®	<i>E. a.</i> 'Hayman' pp#21,634, cbraf	4	9	5-7'	5-7'	5-8'	○	Mounded		•		Winter	
Bush Cinquefoil   <i>Potentilla fruticosa</i>													
Happy Face®	<i>P. f.</i> 'Lundy' pp#22,176, cbraf	2	7	2-3'	2-3'	2-4'	○	Mounded	•			Winter	
Happy Face® Pink Paradise	<i>P. f.</i> 'Kupinpa' pp#22,732, cbraf	2	7	2-3'	2-3'	2-4'	○	Mounded	•			Winter	
Happy Face® White	<i>P. f.</i> 'White Lady' pp#22,761, cbraf	2	7	2-3'	2-3'	2-4'	○	Mounded	•			Winter	
Butterfly Bush   <i>Buddleia</i>													
InSpired™ Pink	<i>B.</i> 'Pink Pagoda' ppaf, cbraf	5	9	4-6'	4-6'	4-6'	○	Mounded	• •			Winter	
InSpired™ Violet	<i>B.</i> 'ILVOargus2' ppaf, cbraf	5	9	4-10'	4-10'	4-10'	○	Mounded	• •			Winter	
InSpired™ White	<i>B.</i> 'ILVOargus01' ppaf, cbraf	5	9	4-8'	4-8'	4-8'	○	Mounded	• •			Winter	
Lo & Behold® 'Blue Chip'	<i>B.</i> 'Blue Chip' pp#19,991, cbr#3602	5	9	2-2.5'	2-2.5'	2-3'	○	Mounded	• •			Winter	
Lo & Behold® 'Ice Chip'	<i>B.</i> 'Ice Chip' ppaf, cbraf	5	9	1.5-2'	2-2.5'	2-3'	○	Mounded	• •			Winter	
Lo & Behold® 'Lilac Chip'	<i>B.</i> 'Lilac Chip' ppaf, cbraf	5	9	1.5-2'	1.5-2'	2-3'	○	Mounded	• •			Winter	
Lo & Behold® 'Purple Haze'	<i>B.</i> 'Purple Haze' ppaf, cbraf	5	9	2-3'	3-3.5'	3-4'	○	Spreading Mound	• •			Winter	



Name	Botanical Name	USDA Zone	AHS Zone	Height	Width	Spacing	Exposure	Habit	Season of Interest				Pruning
									Sp	Su	F	W	
Butterfly Bush continued													
'Miss Molly'	<i>B. 'Miss Molly'</i> ppaf, cbraf	5	9	4-5'	4-5'	5-6'	○	Mounded	•	•			Winter
'Miss Ruby'	<i>B. 'Miss Ruby'</i> ppaf, cbraf	5	9	4-5'	4-5'	5-6'	○	Mounded	•	•			Winter
Adonis Blue™	<i>B. davidii</i> 'Adokeep'	5	9	4-5'	4-5'	5-6'	○	Mounded	•	•			Winter
Peacock™	<i>B. davidii</i> 'Peakeep'	5	9	4-5'	4-5'	5-6'	○	Mounded	•	•			Winter
Purple Emperor™	<i>B. davidii</i> 'Pyrkeep'	5	9	4-5'	4-5'	5-6'	○	Mounded	•	•			Winter
'Summer Skies'	<i>B. 'Summer Skies'</i> pp#22,465, cbraf	5	9	4-5'	4-5'	5-6'	○	Mounded	•	•			Winter
Button Bush   <i>Cephalanthus occidentalis</i>													
Sugar Shack™	<i>C. o. 'SMCOSS'</i> ppaf, cbraf	4	10	3-4'	3-4'	3-4'	○ ◀	Upright	•	•			Winter
Coral Berry   <i>Symphoricarpos</i>													
Amethyst™	<i>S. x doorenbosii</i> 'Kordes'	3	7	3-5'	3-5'	4-6'	○ ◀	Mounded		•			Winter
Deutzia   <i>Deutzia</i>													
Chardonnay Pearls®	<i>D. gracilis</i> 'Duncan' pp#16,098, cbr#2640	5	8	1.5-3'	1.5-3'	3-3.5	○	Mounded	•	•			After flowering
Crème Fraîche™	<i>D. gracilis</i> 'Mincream' ppaf, cbraf	5	8	1-2'	1-2'	1-3'	○	Mounded	•	•			After flowering
Yuki Snowflake™	<i>D. 'NCDX1'</i> ppaf, cbraf	5	8	1-2'	1-2'	1-3'	○	Mounded	•				After flowering
Dogwood   <i>Cornus</i>													
Arctic Fire™	<i>C. stolonifera</i> 'Farrow' pp#18,523	3	8	3-5'	3-5'	3-5'	○ ◀	Mounded			•		Winter
Arctic Fire™	<i>C. sanguinea</i> 'Cato' pp#19,892, cbraf	4	7	3-4'	3-4'	3-5'	○ ◀	Mounded			•		Winter
Pucker Up!™	<i>C. stolonifera</i> 'Neil Z' ppaf, cbraf	3	8	3-4'	3-4'	3-5'	○ ◀	Mounded			•		Winter
Dyers-Greenwood   <i>Genista lydia</i>													
Bangle®	<i>G. l. 'Select'</i>	4	9	1-2'	1-2'	2'	○	Mounded	•				After flowering
Elderberry   <i>Sambucus nigra</i>													
Black Beauty™	<i>S. n. 'Gerda'</i> pp#12,305, cbr#2663	4	8	8-12'	8-12'	9-13'	○	Mounded	•	•	•		After flowering
Black Lace™	<i>S. n. 'Eva'</i> pp#15,575, cbr#2633	4	8	6-8'	6-8'	7-9'	○	Mounded	•	•	•		After flowering
Forsythia   <i>Forsythia</i>													
Show Off®	<i>F. x 'Mindor'</i> pp#19,321, cbraf	4	9	5-6'	5-6'	5-6'	○	Upright	•				After flowering
Show Off® Starlet	<i>F. x 'Minforb'</i> ppaf, cbraf	4	9	2-3'	2-3'	3-4'	○	Mounded	•				After flowering
Show Off® Sugar Baby	<i>F. 'NIMBUS'</i> ppaf, cbraf	4	9	1.5-2.5'	1.5-2.5'	2-3'	○	Mounded	•				After flowering
Goji Berry   <i>Lycium barbarum</i>													
Big Lifeberry®	<i>L. b. 'SMNDBL'</i> ppaf, cbraf	5	9	10-12'	5-7'	5-7'	○ ◀	Upright arching		•	•		Winter
Sweet Lifeberry®	<i>L. b. 'SMNDSL'</i> ppaf, cbraf	5	9	10-12'	5-7'	5-7'	○ ◀	Upright arching		•	•		Winter
Hebe   <i>Hebe</i>													
'Frozen Flame'	<i>H. 'Frozen Flame'</i> pp#20,376	8	7	2-2.5'	3-3.5	3-4'	○	Mounded	•	•	•	•	Seldom needed / after flowering
'Magic Summer'	<i>H. 'Magic Summer'</i> pp#20,359	8	7	1.5-2'	2-2.5'	2.5-3'	○	Mounded	•	•	•	•	Seldom needed / after flowering
'Wild Romance'	<i>H. 'Wild Romance'</i> pp#22,745	8	7	2-2.5'	2-2.5	2.5-3'	○	Mounded	•	•	•	•	Seldom needed / after flowering
Bigleaf Hydrangea   <i>Hydrangea macrophylla</i>													
Abracadabra® Orb	<i>H. m. 'Horob'</i> pp#21,635	5	9	3-4'	3-4'	4-5'	○ ◀	Upright mounded		•			After flowering
Abracadabra® Star	<i>H. m. 'Horabstra'</i> pp#21,636	5	9	3-4'	3-4'	4-5'	○ ◀	Upright mounded		•			After flowering
Cityline® Berlin	<i>H. m. 'Berlin Rabe'</i> pp#10,912	5	9	1-3'	1-3'	3-4'	○ ◀	Mounded	•				After flowering
Cityline® Mars	<i>H. m. 'Ramars'</i>	5	9	1-3'	1-3'	3-4'	○ ◀	Mounded	•				After flowering
Cityline® Paris	<i>H. m. 'Paris Rapa'</i> pp#10,906	5	9	1-3'	1-3'	3-4'	○ ◀	Mounded	•				After flowering
Cityline® Rio	<i>H. m. 'Ragra'</i>	5	9	2-3'	2-3'	3-4'	○ ◀	Mounded	•				After flowering
Cityline® Venice	<i>H. m. 'Venice Raven'</i> pp#10,928	5	9	1-3'	1-3'	2-4'	○ ◀	Mounded	•				After flowering
Cityline® Vienna	<i>H. m. 'Vienna Rawi'</i> pp#10,930	5	9	1-3'	1-3'	2-4'	○ ◀	Mounded	•				After flowering
Edgy® Hearts	<i>H. m. 'Horheart'</i> ppaf	5	9	2-4'	2-4'	3-5'	○ ◀	Mounded	•				After flowering
Edgy® Orbits	<i>H. m. 'Harbits'</i> pp#21,186	5	9	3-4'	3-4'	4-5'	○ ◀	Mounded	•				After flowering
Let's Dance® Big Easy	<i>H. m. 'Berner'</i> pp#22,329, cbraf	5	9	2-3'	2-3'	3-4'	○ ◀	Mounded		•			After early summer bloom
Let's Dance® Diva!	<i>H. m. 'SMHMLDD'</i> ppaf, cbraf	5	9	2-3'	2-3'	3-4'	○ ◀	Mounded		•			After early summer bloom



Name	Botanical Name	USDA Zone	AHS Zone	Height	Width	Spacing	Exposure	Habit	Season of Interest				Pruning
									Sp	Su	F	W	
Bigleaf Hydrangea continued													
Let's Dance® Moonlight	<i>H. m.</i> 'Robert' pp#20,020, cbraf	5	9	2-3'	2-3'	3-4'	○ ◀	Mounded	•				After early summer bloom
Let's Dance® Rhapsody Blue	<i>H. m.</i> 'ES14' ppaf, cbraf	5	9	2-3'	2-3'	3-4'	○ ◀	Mounded	•				After early summer bloom
Let's Dance® Starlight	<i>H. m.</i> 'Lynn' pp#20,019, cbraf	5	9	2-3'	2-3'	3-4'	○ ◀	Mounded	•				After early summer bloom
Paraplu™	<i>H. m.</i> 'SMHMP1' ppaf, cbraf	5	9	2.5-3'	2.5-3'	2.5-3'	○ ◀	Mounded	•				After flowering
Pink Shira™	<i>H. m.</i> 'Sonmarie' pp#20,595	5	9	3-5'	3-5'	4-6'	○ ◀	Mounded	•				After flowering
Bracted Hydrangea   <i>Hydrangea involucrata</i>													
Blue Bunny™	<i>H. i.</i> 'Wim Rutten' pp#21,991	6	9	2-4'	2-4'		○ ◀		•				
Hardy Hydrangea   <i>Hydrangea paniculata</i>													
Bobo®	<i>H. p.</i> 'ILVOBO' pp#22,782, cbraf	3	8	2.5-3'	3-4'	4-5'	○ ◀	Mounded	•	•			Late winter / early spring
Fire Light™	<i>H. p.</i> 'SMHPFL' ppaf, cbraf	3	8	4.5-6'	4.5-6'	4.5-6'	○ ◀	Upright mound	•	•			Late winter / early spring
'Limelight'	<i>H. p.</i> 'Limelight' pp#12,874, cbr#2319	3	8	6-8'	6-8'	6-8'	○ ◀	Upright mound	•	•			Late winter / early spring
Little Lime™	<i>H. p.</i> 'Jane' pp#22,330, cbr#3914	3	8	3-5'	3-5'	4-6'	○ ◀	Mounded	•	•			Late winter / early spring
'Little Lamb'	<i>H. p.</i> 'Little Lamb' pp#15,395	3	8	4-6'	4-6'	5-8'	○ ◀	Mounded	•	•			Late winter / early spring
Pinky Winky®	<i>H. p.</i> 'DVPpinky' pp#16,166, cbr#2892	3	8	6-8'	6-8'	6-8'	○ ◀	Upright mound	•	•			Late winter / early spring
Quick Fire®	<i>H. p.</i> 'Bulk' pp#16,812, cbraf	3	8	6-8'	6-8'	6-8'	○ ◀	Upright mound	•	•			Late winter / early spring
Little Quick Fire®	<i>H. p.</i> 'SMHPLQF1' ppaf, cbraf	3	8	3-5'	3-5'	4-6'	○ ◀		•	•			Late winter / early spring
Mountain Hydrangea   <i>Hydrangea serrata</i>													
Tiny Tuff Stuff™	<i>H. s.</i> 'MAKD' ppaf, cbraf	5	9	1.5-2'	1.5-2'	1.5-2'	○ ◀	Mounded	•				After flowering
Tuff Stuff™	<i>H. s.</i> 'MAK20' ppaf, cbraf	5	9	2-3'	2-3'	2-4'	○ ◀	Mounded	•				After flowering
Oakleaf Hydrangea   <i>Hydrangea quercifolia</i>													
Gatsby's Gal™	<i>H. q.</i> 'Brenhil' ppaf, cbraf	5	9	5-6'	5-6'	5-6'	○ ◀	Mounded	•	•			After flowering
Gatsby's Moon™	<i>H. q.</i> 'Brother Edward' ppaf, cbraf	5	9	6-10'	6-10'	6-10'	○ ◀	Mounded	•	•			After flowering
Gatsby's Star™	<i>H. q.</i> 'Doughill' ppaf, cbraf	5	9	5-6'	5-6'	5-6'	○ ◀	Mounded	•	•			After flowering
Smooth Hydrangea   <i>Hydrangea arborescens</i>													
Incrediball®	<i>H. a.</i> 'Abetwo' pp#20,571, cbr#4166	3	9	4-5'	4-5'	5-6'	○ ◀	Mounded	•	•			Late winter / early spring
Invincibelle® Spirit	<i>H. a.</i> 'NCHA1' pp#20,765, cbr#4159	3	9	3-4'	3-4'	3-5'	○ ◀	Mounded	•	•			Late winter / early spring
White Dome®	<i>H. a.</i> 'Dardom' pp#14,168	3	9	4-6'	4-6'	4-7'	○ ◀	Mounded	•	•	•		Late winter / early spring
Lilac   <i>Syringa</i>													
Bloomerang® Purple	<i>S. x</i> 'Penda' pp# 20575, cbraf	3	7	4-5'	4-5'	5-6'	○	Mounded	•	•	•		After spring flowering
Bloomerang® Dark Purple	<i>S. x</i> 'SMSJBP7' ppaf, cbraf	3	7	4-6'	4-6'	5-7'	○	Mounded	•	•	•		After spring flowering
Scent and Sensibility™ Pink	<i>S. x</i> 'SMSXPM' ppaf, cbraf	3	7	2-3'	4-5'	5-6'	○	Spreading Mound	•				After flowering
New Jersey Tea   <i>Ceanothus</i>													
Marie Bleu™	<i>C. x</i> 'Minmari'	6	10	2-3'	2-3'	3-4'	○ ◀	Mounded	•	•			After flowering
Marie Rose™	<i>C. x</i> 'Minmarose'	6	10	2-4'	2-3'	3-4'	○ ◀	Mounded	•	•			After flowering
Ninebark   <i>Physocarpus opulifolius</i>													
Coppertina™	<i>P. o.</i> 'Mindia' pp#16,371, cbr#2892	3	7	6-8'	6-8'	7-10'	○	Upright mound	•	•	•		After flowering
Summer Wine®	<i>P. o.</i> 'Seward' pp#14,821, cbr#2641	3	7	5-6'	5-6'	6-7'	○	Arching mound	•	•	•		After flowering
Tiny Wine™	<i>P. o.</i> 'SMPOTW' ppaf, cbraf	3	7	3-4'	3-4'	4-5'	○	Upright mound	•	•	•		After flowering
Pearl-Bush   <i>Exochorda</i>													
Snow Day™ 'Blizzard'	<i>E. x</i> 'Blizzard' ppaf, cbraf	4	9	5-6'	5-6'	6-7'	○ ◀	Mounded	•				After flowering
Snow Day™ Surprise	<i>E. x</i> 'Niagara' pp#21,665, cbraf	4	9	3-4'	3-4'	4-4.5'	○ ◀	Mounded	•				After flowering
Quince   <i>Chaenomeles speciosa</i>													
Double Take™ 'Orange Storm'	<i>C. s.</i> 'Orange Storm' pp#20,950	5	9	4-5'	4-5'	4-6'	○ ◀	Mounded	•				After flowering
Double Take™ 'Pink Storm'	<i>C. s.</i> 'Pink Storm' pp#20,920	5	9	4-5'	4-5'	4-6'	○ ◀	Mounded	•				After flowering
Double Take™ 'Scarlet Storm'	<i>C. s.</i> 'Scarlet Storm' pp#20,951	5	9	4-5'	4-5'	4-6'	○ ◀	Mounded	•				After flowering



Name	Botanical Name	USDA Zone	AHS Zone	Height	Width	Spacing	Exposure	Habit	Season of Interest				Pruning
									Sp	Su	F	W	
Rhododendron   <i>Rhododendron</i>													
'Amy Cotta'	<i>R. 'Amy Cotta'</i> pp#11,311	4	8	2-3'	3.5-4.5'	4.5-5.5'	○ ◀	Spreading Mound	•				After flowering
Rose   <i>Rosa</i>													
Home Run®	<i>R. 'WEKcisbako'</i> pp#18,552	4	9	3.5-4'	3.5-4'	4-5'	○	Spreading Mound	•	•			Late winter/early spring
Pink Home Run®	<i>R. 'Wekphorn'</i> pp#22,856	4	9	3.5-4'	3.5-4'	4-5'	○	Spreading Mound	•	•			Late winter/early spring
Livin' La Vida™	<i>R. 'Hornimrod'</i> ppaf, cbraf	5	9	2.5-3'	2.5-3'	2.5-3.5'	○	Mounded	•	•			Late winter/early spring
Oso Easy® Cherry Pie	<i>R. 'Meiboulka'</i> ppaf, cbraf	4	9	2-4'	2-4'	2-4'	○	Mounded	•	•			Late winter/early spring
Oso Easy® Fragrant Spreader	<i>R. 'Chewground'</i> pp#15,981, cbr#3400	3	9	1-2'	4-5'	5-6'	○	Spreading	•	•			Late winter/early spring
Oso Easy® Honey Bun	<i>R. 'Scrivjean'</i> pp#21,611, cbr#3915	4	9	2-3'	2-3'	2-4'	○	Mounded	•	•			Late winter/early spring
Oso Easy® Italian Ice	<i>R. 'ChewNiceBell'</i> ppaf, cbraf	5	9	1.5-2.5'	1.5-2.5'	1.5-3'	○	Mounded	•	•			Late winter/early spring
Oso Easy® Lemon Zest	<i>R. 'ChewHocan'</i> ppaf, cbraf	5	9	1.5-2.5'	1.5-2.5'	1.5-3'	○	Mounded	•	•			Late winter/early spring
Oso Easy® Mango Salsa	<i>R. 'ChewperAdventure'</i> pp#22,190, cbraf	4	9	2-3'	2-3'	2-4'	○	Mounded	•	•			Late winter/early spring
Oso Easy® Paprika	<i>R. 'ChewMayTime'</i> pp#18,347, cbr#3401	3	9	1-2'	2-3'	2-4'	○	Mounded	•	•			Late winter/early spring
Oso Easy® Peachy Cream	<i>R. 'Horcoherent'</i> pp#15,982, cbraf	3	9	1-3'	1-3'	2-4'	○	Mounded	•	•			Late winter/early spring
Oso Easy® Pink Cupcake	<i>R. 'ChewAllBell'</i> ppaf, cbraf	5	9	2-4'	2-4'	2-5'	○	Spreading Mound	•	•			Late winter/early spring
Oso Easy® Strawberry Crush	<i>R. 'Hormeteorie'</i> pp#20,601, cbraf	4	9	1-2'	1-3'	1-4'	○	Mounded	•	•			Late winter/early spring
Oso Happy® Candy Oh!	<i>R. 'Ziemartincipar'</i> pp#20,471, cbraf	4	9	3-4'	3-4'	3-5'	○	Spreading Mound	•	•			Late winter/early spring
Oso Happy® Petit Pink	<i>R. 'ZLEMarianneYoshida'</i> pp#22,205, cbraf	4	9	2.5-3.5'	2.5-3.5'	2.5-4.5'	○	Spreading Mound	•	•			Late winter/early spring
Oso Happy® Smoothie	<i>R. 'ZLECharlie'</i> ppaf, cbraf	4	9	3'	3'	3-4'	○	Spreading Mound	•	•			Late winter/early spring
Rose of Sharon   <i>Hibiscus syriacus</i>													
Blue Chiffon™	<i>H. s. 'Notwoodthree'</i> pp#20,574, cbraf	5	9	8-12'	4-6'	6-7'	○	Upright vase	•				Winter
Lavender Chiffon™	<i>H. s. 'Notwoodone'</i> pp#12,619, cbraf	5	9	8-12'	4-6'	6-7'	○	Upright vase	•				Winter
Pink Chiffon™	<i>H. s. 'JWNfour'</i> ppaf, cbraf	5	9	8-12'	4-6'	6-7'	○	Upright vase	•				Winter
White Chiffon™	<i>H. s. 'Notwoodtwo'</i> pp#12,612	5	9	8-12'	4-6'	6-7'	○	Upright vase	•				Winter
Lil' Kim™	<i>H. s. 'Antong Two'</i> pp#19,547, cbr#3399	5	9	3-4'	3-4'	4-5'	○	Upright vase	•				Winter
Lil' Kim™ Violet	<i>H. s. 'SHIMRV24'</i> ppaf, cbraf	5	9	3-4'	3-4'	4-5'	○	Upright vase	•				Winter
Azurri Satin®	<i>H. s. 'DVPazurri'</i> pp#20,563	5	9	8-12'	4-6'	6-7'	○	Upright vase	•				Winter
Blue Satin®	<i>H. s. 'Marina'</i> pp#12,680	5	9	8-12'	4-6'	6-7'	○	Upright vase	•				Winter
Blush Satin®	<i>H. s. 'Mathilde'</i> pp#12,660	5	9	8-12'	4-6'	6-7'	○	Upright vase	•				Winter
Rose Satin®	<i>H. s. 'Minrosa'</i>	5	9	8-12'	4-6'	6-7'	○	Upright vase	•				Winter
Ruffled Satin®	<i>H. s. 'SHIMCR1'</i> ppaf, cbraf	5	9	8-12'	4-6'	6-7'	○	Upright vase	•				Winter
Violet Satin®	<i>H. s. 'Floru'</i> pp#12,196	5	9	8-12'	4-6'	6-7'	○	Upright vase	•				Winter
Sugar Tip®	<i>H. s. 'America Irene Scott'</i> pp#20,579, cbraf	5	9	8-12'	4-6'	6-7'	○	Upright vase	•				Winter
Candide™	<i>H. x 'Joles'</i> ppaf, cbraf	5	9	8-10'	8-10'	8-10'	○	Upright mound	•				Winter
Full Blast™	<i>H. x 'Resi'</i> ppaf, cbraf	5	9	8-10'	8-10'	8-10'	○	Upright mound	•				Winter



Name	Botanical Name	USDA Zone	AHS Zone	Height	Width	Spacing	Exposure	Habit	Season of Interest				Pruning
									Sp	Su	F	W	
Spirea   <i>Spiraea</i>													
Double Play® Artist	<i>S. japonica</i> 'Galen' pp#21,712, cbraf	4	9	2-2.5'	2-2.5'	2.5-3'	○ ◀	Mounded	• •			After flowering	
Double Play® Big Bang	<i>S.</i> 'Tracy' pp#21,588, cbraf	4	9	2-3'	2-3'	3-4'	○ ◀	Mounded	• •			After flowering	
Double Play® Gold	<i>S. japonica</i> 'Yan' pp#21,615, cbraf	4	9	1.5-2'	1.5-2'	2-3'	○ ◀	Mounded	• •			After flowering	
Glow Girl™	<i>S. betuifolia</i> 'Tor Gold' ppaf, cbraf	3	9	3-4'	3-4'	3-5'	○ ◀	Mounded	• • •			After flowering	
Golden Glitter™	<i>S. nipponica</i> 'VERSPI 1' ppaf, cbraf	4	8	3-4'	4'	4-5'	○ ◀	Mounded	• •			After flowering	
Snow Storm™	<i>S. media</i> 'Darsnorm'	4	8	3-4'	3-4'	4-5'	○ ◀	Mounded	• • •			After flowering	
St. John's-Wort   <i>Hypericum</i>													
Blues Festival™	<i>H. kalmianum</i> 'SMHKBF' ppaf, cbraf	4	9	2-3'	2-3'	2-4'	○	Mounded	•			Late winter/ early spring	
Golden Rule™	<i>H. calycinum</i> 'NCHC1' ppaf, cbraf	5	7	1-1.5'	1-1.5'	1-2'	◀	Mounded	• • •			Late winter/ early spring	
Sunny Boulevard™	<i>H. x 'Deppe'</i> pp#20,045, cbraf	4	7	2-3'	2-3'	3-4'	○	Mounded	•			Late winter/ early spring	
Summersweet   <i>Clethra alnifolia</i>													
Sugartina® 'Crystalina'	<i>C. a.</i> 'Crystalina' pp#21,561, cbr#4160	4	9	2-4'	2-4'	3-4'	○ ◀	Mounded	• •			Late winter/ early spring	
Vanilla Spice®	<i>C. a.</i> 'Caleb' pp#21,589, cbr#4167	4	9	3-6'	3-5'	4-6'	○ ◀	Upright mound	• •			Late winter/ early spring	
Sweetshrub   <i>Calycanthus</i>													
'Aphrodite'	<i>C.</i> 'Aphrodite' ppaf, cbraf	5	9	5-6'	5-6'	6-7'	○ ◀	Mounded	•			After flowering	
Sweetspire   <i>Itea virginica</i>													
Little Henry®	<i>I. v.</i> 'Sprich' pp#10,988	5	9	2-3'	2-3'	2-4'	○ ●	Mounded	• •			After flowering	
Sweet Bay   <i>Laurus nobilis</i>													
Sicilian Sunshine™	<i>L. n.</i> 'LNSS' ppaf	8	10	6-20'	6-20'	6-22'	○	Upright mound	• • •			Any time	
Viburnum   <i>Viburnum</i>													
All That Glitters™	<i>V. bracteatum</i> 'SMVDLS' ppaf, cbraf	5	8	4-5'	4-5'	4-6'	○ ◀	Upright	• •			After flowering	
All That Glows™	<i>V. bracteatum</i> 'SMVDBL' ppaf, cbraf	5	8	4-6'	4-6'	4-7'	○ ◀	Upright	• •			After flowering	
Spice Ball™	<i>V. calesii</i> 'SMVCB' ppaf, cbraf	4	8	3.5-5'	3.5-5'	3.5-6'	○ ◀	Mounded	•			After flowering	
Spice Girl™	<i>V. calesii</i> 'Spiro' ppaf, cbraf	4	8	6-7'	6-7'	7-8'	○ ◀	Upright mound	•			After flowering	
Blue Muffin®	<i>V. dentatum</i> 'Christom'	3	8	5-7'	5-7'	5-8'	○ ◀	Mounded	• •			After flowering	
Cardinal Candy™	<i>V. dilatatum</i> 'Henneke' pp#12,870	4(5)	8	6-8'	6-8'	8-10'	○ ◀	Upright	• •			After flowering	
Brandywine™	<i>V. nudum</i> 'Brandywine'	5	9	5-6'	5-6'	6-7'	○ ◀	Upright mound	• •			After flowering	
Red Balloon™	<i>V.</i> 'Redell' ppaf	4	8	6-8'	6-8'	8-10'	○ ◀	Upright vase	• •			After flowering	
Handsome Devil™	<i>V.</i> 'Le Bois Marquis' pp#21,686	7	9	6-8'	6-7'	6-8'	○ ◀	Upright	• • •			After flowering	
Weigela   <i>Weigela florida</i>													
Fine Wine™	<i>W. f.</i> 'Bramwell' pp#18,513, cbraf	4	8	2-4'	2-3'	2-4'	○	Mounded	• • •			After flowering	
Ghost™	<i>W. f.</i> 'Carlton' pp#20,025, cbr#3860	4	8	4-5'	3-4'	4-5'	○	Mounded	• • •			After flowering	
Midnight Wine®	<i>W. f.</i> 'Elvera' pp#12,217, cbr#2643	5	8	10-12"	18-24"	18-24"	○	Mounded	• • •			After flowering	
My Monet®	<i>W. f.</i> 'Verweig' pp#16,824, cbr#3315	4	6	1-1.5'	1.5-2'	2-2.5'	○	Mounded	• • •			After flowering	
My Monet® 'Sunset'	<i>W. f.</i> 'Sunset' ppaf, cbraf	5	6	1-1.5'	1.5-2'	1.5-2'	○	Mounded	• • •			After flowering	
Sonic Bloom™ Pearl	<i>W. f.</i> 'Bokrasopea' ppaf, cbraf	4	8	4-5'	4-5'	5-6'	○	Mounded	• • •			After spring bloom	
Sonic Bloom™ Pink	<i>W. f.</i> 'Bokrasopin' ppaf, cbraf	4	8	4-5'	4-5'	5-6'	○	Mounded	• • •			After spring bloom	
Sonic Bloom™ Red	<i>W. f.</i> 'Verweig-6' ppaf, cbraf	4	8	4-5'	4-5'	5-6'	○	Mounded	• • •			After spring bloom	
Spilled Wine®	<i>W. f.</i> 'Bokraspiwi' ppaf, cbraf	4	8	2'	3'	2-4'	○	Mounded	• • •			After flowering	
Wine & Roses®	<i>W. f.</i> 'Alexandra' pp#10,772, cbr#2642	4	8	4-5'	4-5'	5-6'	○	Mounded	• • •			After flowering	



Name	Botanical Name	USDA Zone	AHS Zone	Height	Width	Spacing	Exposure	Habit	Season of Interest				Pruning
									Sp	Su	F	W	
Winterberry Holly   <i>Ilex verticillata</i>													
Berry Heavy®	<i>I. v. 'Spravy'</i>	3	8	6-8'	6-8'	8-10'	○ ◀	Upright mound		•	•		Winter
Berry Nice®	<i>I. v. 'Spriber'</i>	3	8	6-8'	6-8'	8-10'	○ ◀	Upright mound		•	•		Winter
Berry Poppins™	<i>I. v. 'FarrowBP'</i> ppaf, cbraf	3	8	3-4'	3-4'	3-5'	○ ◀	Upright mound		•	•		Winter
Mr. Poppins™	<i>I. v. 'FarrowMP'</i> ppaf, cbraf	3	8	3-4'	3-4'	3-5'	○ ◀	Upright mound		•	•		Winter
Wintercreeper   <i>Euonymus fortunei</i>													
Blondy®	<i>E. f. 'Interbolwi'</i> pp#10,424	5	9	1.5-2'	1.5-2'	1.5-2.5'	○ ◀	Mounded	•	•	•	•	Any time
Goldy™	<i>E. f. 'WALDBOLWI'</i> pp#16,787, cbraf	5	9	1.5-2'	1.5-2'	1.5-2.5'	○ ◀	Mounded	•	•	•	•	Any time
Gold Splash®	<i>E. f. 'Roermertwo'</i>	5	9	1.5-2'	1.5-2'	1.5-2.5'	○ ◀	Mounded	•	•	•	•	Any time
White Album™	<i>E. f. 'Alban'</i> ppaf, cbraf	5	9	1.5-2'	1.5-2'	1.5-2.5'	○ ◀	Mounded	•	•	•	•	Any time
<b>EVERGREENS</b>													
Arborvitae   <i>Thuja</i>													
'American Pillar'	<i>T. occidentalis</i> 'American Pillar' pp#20,209, cbraf	3	8	25-30'	3-4'	4-6'	○ ◀	Columnar	•	•	•	•	Early summer
Anna's Magic Ball™	<i>T. occidentalis</i> 'Anna Van Vloten' ppaf, cbraf	3	7	10-15"	10-15"	10-18"	○ ◀	Round	•	•	•	•	Early summer
'Filip's Magic Moment'	<i>T. occidentalis</i> 'Filip's Magic Moment' pp#21,974, cbraf	3	7	6-8'	1-3'	2-4'	○ ◀	Columnar	•	•	•	•	Early summer
North Pole™	<i>T. occidentalis</i> 'Art Boe' pp#22,174, cbr#3912	3	7	10-15'	3-5'	5-7'	○ ◀	Columnar	•	•	•	•	Early summer
Polar Gold™	<i>T. occidentalis</i> 'SMTOYB' cbraf	3	7	12-15'	4-6'	4-7'	○ ◀	Columnar	•	•	•	•	Early summer
Spring Grove®	<i>T. plicata</i> 'Groveplir'	5	8	20-30'	10-12'	12-15'	○ ◀	Columnar	•	•	•	•	Early summer
Boxwood   <i>Buxus</i>													
North Star™	<i>B. sempervirens</i> 'Katerberg' pp#15,998, cbr#2635	5	8	2-2.5'	2-2.5'	2-4'	○ ●	Round	•	•	•	•	Summer
Sprinter™	<i>B. microphylla</i> 'Bulthouse' ppaf, cbraf	5	8	2-4'	2-4'	2-5'	○ ●	Round	•	•	•	•	Summer
Wedding Ring®	<i>B. microphylla</i> var. <i>koreana</i> 'Eseles' pp#22,328, cbraf	5	8	1-3'	1-3'	1-4'	○ ●	Round	•	•	•	•	Summer
False Cypress   <i>Chamaecyparis</i>													
Soft Serve®	<i>C. pisifera</i> 'Dow Whiting' pp#20,883, cbr#3636	5	8	6-10'	5-6'	6-10'	○ ◀	Pyramidal	•	•	•	•	Spring
Blue Holly   <i>Ilex</i>													
Castle Spire®	<i>I. x meserveae</i> 'Hachfee' pp#14,310, cbr#2314	5	9	8-10'	3-4'	4-5'	○ ◀	Upright	•	•	•	•	After flowering
Castle Wall™	<i>I. x meserveae</i> 'Heckenstar' pp#14,308, cbr#2315	5	9	5-8'	3-4'	4-5'	○ ◀	Upright	•	•	•	•	After flowering
Japanese Holly   <i>Ilex crenata</i>													
Patti O™	<i>I. c. 'FarrowSK6'</i> ppaf, cbraf	6	9	3-4'	1-2'	1-3'	○ ◀	Columnar	•	•	•	•	Summer
Sky Pointer™	<i>I. c. 'Farrowone'</i> pp#20,049, cbr#3913	6	7	4-5'	2-3'	3-4'	○ ◀	Columnar	•	•	•	•	Summer
Juniper   <i>Juniperus horizontalis</i>													
Good Vibrations® Gold	<i>J. h. 'Hegedus'</i> pp#22,743, cbraf	4	9	1-1.5'	7-9'	9-11'	○	Spreading	•	•	•	•	Spring
Siberian Cypress   <i>Microbiota decussata</i>													
Celtic Pride™	<i>M. decussata</i> 'Prides'	3	7	1-3'	4-5'	5-6'	○ ◀	Spreading	•	•	•	•	Summer
<b>VINES</b>													
Clematis   <i>Clematis</i>													
'Sweet Summer Love'	<i>Clematis</i> 'Sweet Summer Love' ppaf, cbraf	4	9	10+'	6-10'	6-10'	○ ●	Climbing		•	•		Early Summer
False Hydrangea-Vine   <i>Schizophragma</i>													
Rose Sensation™	<i>S. hydrangeoides</i> 'Minsens' ppaf, cbraf	5	9	40-50'	4-7'	6-9'	◀	Climbing		•			Late Winter
Honeysuckle   <i>Lonicera</i>													
'Scentsation'	<i>L. periclymenum</i> 'Scentsation' ppaf, cbraf	4	9	10'	5'	5-6'	○	Climbing		•			After flowering
Hops   <i>Humulus</i>													
Summer Shandy™	<i>H. 'Sumner'</i> ppaf, cbraf	5	8	5-10'	1.5-2'	1.5-2'	○ ◀	Climbing		•			Fall/Winter
Virginia Creeper   <i>Parthenocissus</i>													
Red Wall®	<i>P. quinquefolia</i> 'Troki' ppaf, cbraf	3	9	20+'	5-10'	5-10'	○ ◀	Climbing		•	•		Summer



# Common Name to Botanical Name Reference Index

Common Name	Botanical Name	Pg. #
Abelia	Abelia	14
Arborvitae	Thuja	55
Azalea	Rhododendron	14-15
Barberry	Berberis	16-17
Beautyberry	Callicarpa	18
Beautybush	Kolkwitzia	18
Bluebeard	Caryopteris	18-19
Boxwood	Buxus	56
Buckthorn	Rhamnus	19
Burning Bush	Euonymus alatus	23
Bush Cinquefoil	Potentilla	23
Butterfly Bush	Buddleia	20-22
Buttonbush	Cephalanthus	23
Clematis	Clematis	58
Coral Berry	Symphoricarpos	23
Deutzia	Deutzia	24
Dogwood	Cornus	24
Dyers-Greenwood	Genista	25
Elderberry	Sambucus	25
False Cypress	Chamaecyparis	56
False Hydrangea-Vine	Schizophragma	58
Forsythia	Forsythia	26
Goji Berry	Lycium barbarum	26
Hebe	Hebe	27
Blue Holly	Ilex x meservae	56
Japanese Holly	Ilex crenata	57
Winterberry Holly	Ilex verticillata	53

Common Name	Botanical Name	Pg. #
Honeysuckle	Lonicera	58
Hops	Humulus	58
Bigleaf Hydrangea	Hydrangea macrophylla	30-31
Bracted Hydrangea	Hydrangea involucrata	32
Hardy Hydrangea	Hydrangea paniculata	32-33
Mountain Hydrangea	Hydrangea serrata	34
Oakleaf Hydrangea	Hydrangea quercifolia	35
Smoothleaf Hydrangea	Hydrangea arborescens	36-37
Juniper	Juniperous	57
Lilac	Syringa	38
New Jersey Tea	Ceanothus	39
Ninebark	Physocarpus	40-41
Pearl-Bush	Exochorda	42
Quince	Chaenomeles	42-43
Rhododendron	Rhododendron	43
Rose	Rosa	46-47
Rose of Sharon	Hibiscus syriacus	44-45
Siberian Cypress	Microbiota	57
Spirea	Spiraea	48
St. John's-Wort	Hypericum	49
Summersweet	Clethra	49
Sweetbay	Laurus	49
Sweetspire	Itea	49
Viburnum	Viburnum	50
Virginia Creeper	Parthenocissus	58
Weigela	Weigela	51-52
Wintercreeper	Euonymus fortunei	53



# Shopping List



## Plants for Full Sun: (6+ hours of direct sunlight)

- Sunjoy® Barberry
- Petit Bleu™ Bluebeard
- Lo & Behold® Butterfly Bush
- Chardonnay Pearls® Deutzia
- Bangle® Dyer's-Greenwood
- Show Off® Forsythia
- Bloomerang® Reblooming Lilac
- Coppertina™ Ninebark
- Summer Wine® Ninebark
- Chiffon™ Rose of Sharon
- Satin® Rose of Sharon
- Sugar Tip® Rose of Sharon
- Oso Easy® Rose
- Oso Happy® Rose
- Home Run® Rose
- Spilled Wine® Weigela
- Sonic Bloom™  
Reblooming Weigela

## Plants That Will Adapt to Sun or Part Shade: (3-6 hours of sun)

- 'American Pillar' Arborvitae
- Bloom-A-Thon® Reblooming Azalea
- Fine Line® Buckthorn
- Black Lace™ Elderberry
- Lifeberry® Goji Berry
- Cityline® Hydrangea
- Let's Dance® Reblooming Hydrangea
- Invincibelle® Spirit Hydrangea
- Incrediball® Hydrangea
- Little Lime™ Hydrangea
- Snow Day™ Pearl-Bush
- Double Take™ Quince
- Arctic Fire™ Red Twig Dogwood
- Celtic Pride™ Siberian Cypress
- Double Play® Spirea
- Vanilla Spice® Summersweet
- Little Henry® Sweetspire
- Spice Girl™ Viburnum
- Brandywine™ Viburnum
- White Album™ Wintercreeper

## Plants That Will Tolerate Shade:

- North Star™ Boxwood
- Little Henry® Sweetspire

## Deer-Resistant Plants:

- Spring Grove® Arborvitae
- Sunjoy® Barberry
- Petit Bleu™ Bluebeard
- North Star™ Boxwood
- Fine Line® Buckthorn
- Happy Face® Bush Cinquefoil
- Lo & Behold® Butterfly Bush
- 'Sweet Summer Love' Clematis
- Chardonnay Pearls® Deutzia
- Black Lace™ Elderberry
- Soft Serve® False Cypress
- Show Off® Forsythia
- Good Vibrations® Gold Juniper
- Bloomerang® Reblooming Lilac
- Double Take™ Quince
- Satin® Rose of Sharon
- Chiffon™ Rose of Sharon
- Celtic Pride™ Siberian Cypress
- Double Play® Spirea
- Sunny Boulevard™ St. John's-Wort
- 'Aphrodite' Sweetshrub
- Little Henry® Sweetspire
- Spice Girl™ Viburnum
- Sonic Bloom™ Reblooming Weigela

Look for the white  
Proven Winners pots.



Let's Dance®  
Moonlight  
Hydrangea

Wine & Roses®  
Weigela

'Limelight'  
Hydrangea

Invincibelle® Spirit  
Hydrangea

Incrediball® Hydrangea

Bloomerang® Purple  
Reblooming Lilac





Proven Winners ColorChoice  
12601 120th Avenue  
Grand Haven, Michigan 49417-8617



PRSR STD  
U.S. Postage  
**PAID**  
Grand Rapids, MI  
Permit #657



## Super Clematis

Clematis has a reputation for being difficult. But that was before world class clematis breeder Szczepan Marczyński developed **'Sweet Summer Love'** clematis. This new, award winning Sweet Autumn Clematis hybrid is super easy, super fragrant, and super colorful. It boasts hundreds of cranberry-violet flowers with a delicious cherry-vanilla fragrance. The blooms appear in late summer and keep coming right up through autumn. Unlike other clematis,

pruning is a breeze. Just cut it back 1-2' in the spring, stand back, and enjoy.

It's great for covering fences or dressing up deck rails, gazebos, and pergolas. See page 58 for details.

