

Annual Collection

ANNUALS



ARTIST® *Ageratum*

LANDSCAPE 🌱 🌿 🌞 20-30cm (8-12") 🦋 🦋 Vigor: 2

These bountiful bloomers are sturdy, compact, and very heavily branched plants that have outstanding heat tolerance and add masses of brilliant color to beds and containers.

Growing Tips for ARTIST®

- Requires high light in production.
- Requires early growth regulator.
- 200 ppm fertilizer for optimal growth.
- In growing group BB (see page 149).*

Notes: Pinching is not recommended. A light Sumagic® spray (2-5 ppm) or B-9 (2500-5000) has been shown to be effective on Ageratum. Growth can also be controlled using holding temperature. Winter flowering occurs in Sunbelt states.

AWARD WINNERS – ARTIST® *Ageratum*

45 Awards including: Excellent Rating, Disney; Best of the Best, University of Georgia; Best of Species, Penn State; Top Pick, Dallas Arboretum; Top Performer, Kansas State University



ARTIST® Purple
Ageratum 'Agmontis' USPP15301 Can2049

ARTIST® Blue
Ageratum 'Agasantis' USPP15289 Can2050

SILVER BULLET® *Artemisia stelleriana*

LANDSCAPE 🌱 🌿 🌞 15-25cm (6-10") Zones 5-9 🦋 🦋 Vigor: 3

Meet one of the best plants for in-demand low water combinations and landscapes. Lacy textured, silvery leaves artfully weave their way through combinations, playing well with other medium vigor plants and coordinating well with any colors you choose. Also useful as a low maintenance spreader for sunny landscapes.

Growing Tips for SILVER BULLET®

- Good water management practices are critical to healthy plant growth; water well and then allow the plant to draw the water from the soil.
- Growing plants with too much irrigation can cause chlorosis, keep plants on the dry side.
- Once established in the container, plants can be moved outdoors to create more greenhouse space. Protect if temperatures drop below 29° F especially in the first 10 days after moving outside.
- If the crop becomes overgrown, plants can be sheared to shape. They can also be shaped after flowering in landscape use.
- 150-200 ppm fertilizer for optimal growth.
- In growing group AC (see page 149).

Notes: For all sizes of containers, pinch the liner 1–2 weeks after transplant; for containers larger than 6" and for hanging baskets, trim around the edge of the container as needed prior to spacing or hanging of the baskets. Once established Silver Bullet™ is a very fast growing plant, growth can be controlled by reducing fertility or withholding water.

AWARD WINNER – SILVER BULLET® *Artemisia*

26 Awards including: Perfect Score, Penn State; Leader of the Pack, NC State; Top Performer, Michigan State University



SILVER BULLET®
Artemisia stelleriana

BUTTERFLY® *Argyranthemum frutescens*

LANDSCAPE 🌱 🌿 🌞 46-91cm (18-36") Vigor: 3

Marguerite Daisies are some of the most well-known and loved flowers among gardeners, and we've improved our line to include some of the most heat tolerant cultivars with clearer, brighter flowers that don't require deadheading. All three in the series are well-matched for timing and size, taking the guesswork out of the equation for growers, retailers and landscapers.

AWARD WINNERS – BUTTERFLY® *Argyranthemum*

89 Awards including: Perfect Score, Jardin Daniel A. Seguin; Top Performer, University of Guelph; Excellent Rating, University Laval; Perfect Score, Oregon State University

Growing Tips for BUTTERFLY

- Requires high light in production.
- 200 ppm fertilizer for optimal growth.
- Low light, tight spacing, and wet foliage will lead to disease.
- Prior to mid-March, a pinch may be beneficial on 4-5" containers. After mid-March, a pinch should not be necessary on 4-5".
- Transplant Argyranthemum liners first, then water in quickly after transplant.
- In growing group AB (see page 149).

Notes: No pinch needed for 4-5" pots planted after mid-March. When planted prior to mid-March a pinch will be beneficial. Single plants in 6" and gallons as well as all 8" and larger containers should be pinched 1-2 weeks after transplant. 5-10 ppm Sumagic® spray or a 1-3 ppm Bonzi® drench will help control growth. Winter flowering occurs in the Sunbelt states when grown under long days.



Top 50

GOLDEN BUTTERFLY™
Argyranthemum
frutescens 'G15101' USPPAF CanPBRAF

VANILLA BUTTERFLY®
Argyranthemum
frutescens 'G15104' USPPAF CanPBRAF

PURE WHITE BUTTERFLY™
Argyranthemum
frutescens 'G14420' USPPAF CanPBRAF

ANNUAL VIGOR KEY – 1 to 4, with 1 representing the slower, smaller growers and 4 representing the quickest, largest growers. For combinations, choose varieties with the same vigor rating to ensure success.

* First letter is Growing Temperature, second letter is pH.

ANGELFACE® *Angelonia angustifolia*

LANDSCAPE    Vigor: 3

Angelface Angelonia is a classic thriller for containers and adds verticality to garden beds. Growers and gardeners alike appreciate that their showy flower spikes don't require deadheading for continuous bloom. This is a sun, heat and humidity-loving plant that is stunning when offered in 1-gallon or larger containers on retail endcaps from early summer to fall.

Angelface Super varieties were bred to be bigger, bolder accent plants for planting en masse in landscapes. They mature to over three feet tall and become covered in flowers from top to bottom. Deer tend to pass them by because of their fragrant foliage.



ANGELFACE® Super Blue
Angelonia *** USPPAF Can/PBRAAF
76-102cm (30-40")

ANGELFACE® Super Pink
Angelonia *** USPPAF Can/PBRAAF
76-102cm (30-40")

ANGELFACE® Super White
Angelonia *** USPPAF Can/PBRAAF
76-102cm (30-40")

ANGELFACE® Blue Improved
Angelonia angustifolia **** USPPAF Can/PBRAAF
We've improved on this top seller by adding extra branching, more upright stems, and a stronger flowering performance. It's a great match to all others in the series. Improved this year.

ANGELFACE® Steel Blue
Angelonia angustifolia **** USPPAF Can/PBRAAF
A new color for the series; large, silvery lavender flowers appear on bold scapes. Pairs beautifully with trending blush pinks and silvers in container recipes. New this year.

ANGELFACE® Wedgwood Blue Improved
Angelonia angustifolia **** USPPAF Can/PBRAAF
We've improved this popular cultivar by making its stems stand more upright and packed with flowers. Its size and timing match well with others in the series. Improved this year.



ANGELFACE® Blue Improved
Angelonia **** USPPAF Can/PBRAAF
46-76cm (18-30")

ANGELFACE® White
Angelonia 'Anwhitini' USPP19866
46-61cm (18-24")

ANGELFACE® Perfectly Pink
Angelonia 'Balang15434' USPPAF Can/PBRAAF
46-76cm (18-30")

ANGELFACE® Wedgwood Blue Improved
Angelonia *** USPPAF Can/PBRAAF
46-76cm (18-30")

ANGELFACE® Steel Blue
Angelonia **** USPPAF Can/PBRAAF

46-76cm (18-30")

NEW

IMPROVED

IMPROVED

NEW

IMPROVED

ANNUALS

ANGELFACE® Cascade Angelonia



We're bringing the same heat, humidity and drought tolerance of standard upright angelonias to a new line of cascading types that are perfect for hanging baskets. These plants have outward and downward spreading stems, making them ideal fillers and spillers in container recipes. Pair them with other medium vigor, sun loving annuals.

ANGELFACE® Cascade Blue *Angelonia* **** USPPAF CanPBRAF

Vivid violet purple flowers require no deadheading to bloom non-stop all season. New this year.

ANGELFACE® Cascade Pink *Angelonia* **** USPPAF CanPBRAF

Clear pink flowers bloom prolifically all season without deadheading. New this year.

ANGELFACE® Cascade White *Angelonia* **** USPPAF CanPBRAF

Radiant white flowers require no deadheading to continue blooming all season. New this year.


Growing Tips for ANGELFACE®

- Requires high light in production.
- 150-200 ppm fertilizer for optimal growth.
- Warm and slightly dry conditions after transplanting speeds root-in and growth.
- Remember all *Angelonia* prefer warm production temperatures and it may be best to bring shipments in mid-spring.
- Scout regularly for aphids which can be problematic.
- In growing group CB (see page 149).

Notes: Pinch 6" or larger containers at transplant for large plugs, 2 weeks after transplant for smaller containers. Florel® causes tip burn and distorted growth. Sumagic® is effective (2-5 ppm), but other growth regulators can delay flowering.

AWARD WINNERS – ANGELFACE® Angelonia

60 Awards including: Superior Rating, Disney; Top Performer, Ohio State; Excellent Rating, Boerner Botanical Garden, Milwaukee, Wisconsin; Best of the Best, University of Georgia; Best Varieties, Penn State; Top Pick, Cornell University



ANGELFACE® Cascade Blue
Angelonia
20-36cm (8-14")

ANGELFACE® Cascade Pink
Angelonia
20-36cm (8-14")

ANGELFACE® Cascade White
Angelonia
20-36cm (8-14")

NEW

NEW

PEGASUS® Begonia



A gorgeous alternative to impatiens for the shade, this impressive begonia features glossy, durable, deep green leaves with extensive silver markings. Its upright habit makes it an eye-catching thriller in combination containers and it looks great in landscapes too.

Growing Tips for PEGASUS®

- 150-200 ppm N.
- No growth regulators recommended or needed.
- Good air circulation and bright but filtered light will decrease the threat of botrytis.
- Pegasus is tough and durable, however still needs temps above 50° F to look its best.
- In growing group BA (see page 149).

Notes: Treat with preventative broad spectrum fungicidal drench at transplant. Scout crops regularly (at least once a week) for disease development.

AWARD WINNER – PEGASUS® Begonia

27 Awards including: Top Performer, Colorado State University; Top Performer, Jardin Daniel A Seguin; Top Performer, Massachusetts Horticulture Society; Leader of the Pack, North Carolina State University; Top Performer, Texas A&M; Top Performer, University of Tennessee-Knoxville



PEGASUS® Begonia

SUREFIRE® Rose *Begonia benariensis*

SUREFIRE® Red *Begonia benariensis*

SUREFIRE® Begonia benariensis



For all-season color in the sun and shade, no begonia beats Surefire. Its large flowers and strong, upright growth habit make it a stunning plant. Plus, its ability to thrive in full sun or deep shade makes Surefire a top performer anywhere in the garden, from containers to landscapes. It's also a great shade option for areas prone to downy mildew. Ideal for 4.25 Grande™ and 1.0 Royale™ containers.

Growing Tips for SUREFIRE®

- 150-200 ppm fertilizer for optimal growth.
- Flower drop should be expected. Time properly to decrease messiness.
- Pinching should not be necessary except to shape.
- Requires good drainage and air circulation.
- In growing group BB (see page 149).

Notes: Treat with preventative broad-spectrum fungicidal drench one week after transplant. Scout crops regularly for disease development. Good air circulation, control of humidity, and sanitation practices are critical.

Key account customers can purchase and propagate seed on your own. Contact your propagator for additional information.

AWARD WINNER – SUREFIRE® Begonia

75 Awards including: Leader of the Pack, NC State; Best of the Best, University of Georgia; People's Pick, Oregon State; Top Performer In-Ground & Containers, Kansas State University

CAMPFIRE® Fireburst

Bidens

LANDSCAPE 🪴 🌞 🌱 30-46cm (12-18") Vigor: 3

Responding to the needs of our growers, our bicolor Bidens is a more restrained, well-branched selection that works well in combination containers and hanging baskets. This vigorous plant thrives in heat and drought conditions, and its deep orange and yellow patterned blossoms keep right on coming from spring into fall without deadheading.

Growing Tips for Bidens

- Requires high light in production.
- 150-200 ppm fertilizer for optimal growth.
- Good air circulation, control of humidity and good sanitation practices are critical.
- In growing group AB (see page 149).

Notes: For all sizes of containers, pinch the liner 1-2 weeks after transplant; for containers larger than 6" and for hanging baskets, trim around the edge of the container as needed prior to spacing or hanging of the baskets. B-9 (2500 ppm) and Sumagic® (5 ppm) should be effective on Goldilocks Rocks and Campfire Fireburst.

AWARD WINNER – CAMPFIRE® Fireburst

51 Awards including: Excellent Rating, University Laval; Top Performer, University of Guelph; Consumer Top Choice, Jardin Daniel A. Seguin; Top Performer, Raker Trial



CAMPFIRE® Fireburst
Bidens™ 'KOIBID1510' USPPAF CanPBRAF

GOLDILOCKS ROCKS®

Bidens ferulifolia

LANDSCAPE 🪴 🌞 🌱 30-36cm (12-14") Vigor: 3

Constant summer flowering and semi-double blooms makes Goldilocks Rocks spectacular, and its compact, mounded trailing habit creates exceptional hanging baskets and combos. Excellent for small container production but will reach a good size for consumers.

AWARD WINNER – GOLDILOCKS ROCKS®

16 Awards including: Top Performer, University of Tennessee; Top Performer, Michigan State University; Top Performer, Calgary Zoo and Botanical Garden



Top 50

GOLDILOCKS ROCKS® *Bidens ferulifolia* 'BID 719' USPP22271 Can4377

ENDLESS® Browallia

LANDSCAPE 🪴 🌞 🌱 30-41cm (12-16") Vigor: 2

Expanding the list of options for shade, Endless® Browallia is a simple yet elegant, heat loving plant that requires little more than moisture to thrive in partial to full shade. Brilliant violet purple or white blooms dot the emerald green foliage all season without deadheading. Striking in monoculture containers and Grande™ containers, Endless is equally stunning mixed with other medium vigor varieties in shade loving hanging baskets.

Growing Tips for ENDLESS®

- Browallia is a semi-tropical plant and prefers warmer production temps similar to Angelface® Angelonia. Avoid ordering too early if you do not have the ability to grow warm.
- Provide shade to bright filtered light in production.
- 75-100ppm fertilizer for optimum growth.
- Browallia requires a higher pH than Superbells®. If the pH is too low, yellowing foliage is the first sign. Monitor pH levels regularly.
- Good water management practices are critical to healthy plant growth.
- Good air circulation, control of humidity, and good sanitation practices are critical.
- In growing group CC (see page 149).

Notes: Pinch at 1-2 weeks after transplant. Treat with a preventative broad spectrum fungicidal drench at 1-2 weeks after transplant. Good sanitation practices include keeping greenhouses clean at all times, eliminating weeds and debris, disinfecting equipment and greenhouses as often as possible, and keeping hose ends off the floor.

AWARD WINNER – ENDLESS® Browallia

22 Awards including: Top Performer, Penn State; Best Varieties, Colorado State University; Top Performer, Ohio State University Extension; Excellent Cool Season, Disney



Top 50

ENDLESS® Flirtation
Browallia™ 'UNHBR16' USPP19822

ENDLESS® Illumination
Browallia™ 'UNHBR12' USPP18925

LADY GODIVA™ *Calendula*

LANDSCAPE   25-41cm (10-16") Vigor: 2

Broaden your spring and fall lineup of cold tolerant annuals with Lady Godiva Calendula. Our double-flowered cultivars have greatly reduced seed set as well as increased heat and drought tolerance, so the flowers keep right on coming all season. Good disease resistance makes them easier to produce, too. Try combining them with other medium vigor varieties in upright containers and landscapes.

LADY GODIVA™ Yellow *Calibrachoa* ^{"kercaldiyeil"} USPPAF CanPBRAF

This double-flowered, bright yellow selection is easy to produce alongside Lady Godiva Orange for spring and fall sales. New this year.

AWARD WINNERS – LADY GODIVA™

20 Awards including: Top Performer, University of Guelph; Leader of the Pack, NC State; Top Performer, Cornell University; Outstanding Rating, Colorado State University

Growing Tips for LADY GODIVA™

- High light in production is essential.
- Good water management practices are critical. Avoid overhead watering late in the day and grow slightly dry.
- 150-200 ppm fertilizer for optimal growth.
- Using fertilizer high in ammonia can cause excessive vegetative growth and lack of flowers.
- In growing group AB. (see page 149).

Notes: Pinch at 1-2 weeks after transplant if needed. A routine fungicidal spray program is encouraged. Growth can be controlled using lower temperatures.



LADY GODIVA™ Yellow
Calendula ^{"kercaldiyeil"} USPPAF CanPBRAF



LADY GODIVA™ Orange
Calendula ^{"kercaldive"} USPPAF CanPBRAF

NEW

SUPERBELLS® *Calibrachoa*

  15-30cm (6-12")  Vigor: 2

Often imitated. Never equaled.

With so many Calibrachos on the market, how do you choose the best? At Proven Winners, we trial and select for varieties that perform all summer and deep into the fall months, long past when they leave the grower's bench. We want both growers and gardeners to be successful so they keep coming back for more.

Superbells are available in a broad array of superb colors and patterns with larger blooms that keep on coming all season due in part to greater thielaviopsis resistance. Some are compact and mounding while others cascade over the edges of hanging baskets and upright containers, creating an endless array of combination opportunities.

Growing Tips for SUPERBELLS®

- Treat with preventive broad spectrum fungicidal drench one week after transplant.
- It is strongly suggested that growers use caution when using Medallion due to potential leaf spotting on calibrachos.
- Requires high light in production.
- 150-200 ppm fertilizer for optimal growth.
- Keep pH between 5.5 and 5.8.
- Yellow tips are often an indicator of high pH.

- Blue has a tendency to stretch under low light conditions.
- Cherry Star, Dreamsicle, Red, Sweet Tart, and Yellow Chiffon are quite responsive to PGRs, so care needs to be taken with use.
- Cold is a good natural growth regulator.
- More vigorous varieties like Lemon Slice and Pomegranate Punch may need additional early pinch or PGR treatment in low light environments.
- In growing group AA (see page 149).

Notes: For all sizes of containers, pinch the liner 1–2 weeks after transplant; for containers larger than 6" and for hanging baskets, trim around the edge of the container as needed prior to spacing or hanging of the baskets. 5-10 ppm Sumagic® or a B-9/Cycocel (2500/750) tank mix is effective. Use 500 ppm Florel® on baskets and larger containers to promote branching. Calibrachoa are sensitive to pythium, phytophthora, and thielaviopsis, but Superbells have higher levels of tolerance to these diseases. Proper pH and good sanitation practices help alleviate problems. Increased air circulation, proper water management, and good soil porosity are also critical. Scout regularly for aphids, especially in baskets.

AWARD WINNERS – SUPERBELLS® *Calibrachoa*

526 Awards including: Excellent Rating, Disney; Superior Rating, Penn State; Best of the Best, University of Georgia; Best Calibrachoa, Colorado State; Leader of the Pack, North Carolina State; Consumer Favorites, Cornell-Long Island; Top Performer, The Oregon Gardener



Above: SUPERBELLS® Cherry Star *Calibrachoa* and SUPERBELLS® YELLOW CHIFFON™ *Calibrachoa* with Sweet Caroline Sweetheart Lime *Ipomoea*

NEW

IMPROVED

SUPERBELLS®

Calibrachoa

15-30cm (6-12") Vigor: 2



SUPERBELLS®
CARDINAL STAR™
Calibrachoa



SUPERBELLS®
Doublette LOVE SWEPT™
Calibrachoa



NEW

SUPERBELLS®
HOLY COW!™
Calibrachoa



NEW

SUPERBELLS®
Double Chiffon
Calibrachoa



IMPROVED

SUPERBELLS®
EVENING STAR™
Improved
Calibrachoa



NEW

SUPERBELLS®
HOLY SMOKES!™
Calibrachoa



NEW

SUPERBELLS®
TANGERINE PUNCH™
Calibrachoa

SUPERBELLS® CARDINAL STAR™

Calibrachoa 'USCAL69404' USPPAF CanPBRAF US Utility 9313959

A color expansion for the line, this striking selection features an abundance of cardinal red flowers with a shining yellow star pattern that blanket the cascading stems. New this year.

SUPERBELLS® Double Chiffon

Calibrachoa '****' USPPAF CanPBRAF US Utility 7786342

A star performer in the line, this vigorous selection bears exquisite fully double, soft lemon yellow flowers on bushy, cascading plants beginning early in spring. New this year.

SUPERBELLS® Doublette LOVE SWEPT™

Calibrachoa '****' USPPAF CanPBRAF US Utility 7786342

A pure white picotee outlines each hot pink petal of this exquisite double calibrachoa. Doublette selections are tightly compact and easier to grow in smaller containers and window boxes. New this year.

SUPERBELLS® EVENING STAR™ Improved

Calibrachoa 'BBCAL87705' USPPAF CanPBRAF US Utility 9313959

We've amped up the flower power on this cultivar by making them larger, brighter non-fading purple, and with a more prominent star pattern that reaches the edges of each blossom. Improved this year.

SUPERBELLS® HOLY COW!™ *Calibrachoa* 'BBCAL85303' USPPAF CanPBRAF

Building off the success of Holy Moly!®, this new cultivar has similar speckled, star-patterned flowers in shades of glowing pink and white with a yellow throat. New this year.

SUPERBELLS® HOLY SMOKES!™

Calibrachoa 'BBCAL85805' USPPAF CanPBRAF

Expect the same outstanding performance and speckled, star-patterned flowers as Holy Moly!®, but in shades of lavender and white with a yellow throat. New this year.

SUPERBELLS® TANGERINE PUNCH™

Calibrachoa '****' USPPAF CanPBRAF

Our best orange calibrachoa to date. Large flowers in saturated tangerine orange and deep red tones deliver an outstanding performance. Early to flower; well-matched to other Punch varieties. New this year.

NEW

IMPROVED

SUPERBELLS® *Calibrachoa*

  15-30cm (6-12")  Vigor: 2

Superbells®



SUPERBELLS® Blue
Calibrachoa ^{USCAL1151} USPP14874 Can1931



SUPERBELLS® Cherry Red
Calibrachoa ^{USCAL23101} USPP27010 Can5318



SUPERBELLS® Coralina
Calibrachoa ^{INCALMIABE} USPPAF CanPBRAF



SUPERBELLS® DREAMSICLE®
Calibrachoa ^{USCAL4117} USPP19492 Can3632



SUPERBELLS® HOLY COW!™
Calibrachoa ^{BBCAL85303} USPPAF CanPBRAF



SUPERBELLS® HOLY MOLY!®
Calibrachoa ^{USCALCHSTM} USPPAF CanPBRAF
US Utility US9313959



SUPERBELLS® HOLY SMOKES!™
Calibrachoa ^{BBCAL85805} USPPAF CanPBRAF



SUPERBELLS® LEMON SLICE®
Calibrachoa ^{USCAL5302M} USPP24353 Can4917



SUPERBELLS® Miss Lilac
Calibrachoa ^{USCAL87502} USPP23230 Can4593



SUPERBELLS® OVER EASY™
Calibrachoa ^{KLECA16314} USPPAF CanPBRAF



SUPERBELLS® Pink
Calibrachoa ^{USCAL111} USPP14958 Can1927



SUPERBELLS® Plum
Calibrachoa ^{BBCAL76001} USPPAF CanPBRAF



SUPERBELLS® Red
Calibrachoa ^{INCALIMRED} USPPAF CanPBRAF



SUPERBELLS® Saffron
Calibrachoa ^{USCAL4134} USPP19493 Can3633



SUPERBELLS® SWEET TART™
Calibrachoa ^{CBR20003} USPP23232 Can4626



SUPERBELLS® Tropical Sunrise
Calibrachoa ^{INCALTRsun} USPPAF CanPBRAF



SUPERBELLS® White
Calibrachoa ^{BALCAL14141} USPPAF CanPBRAF



SUPERBELLS® Yellow
Calibrachoa ^{BALCAL1004} USPPAF CanPBRAF



SUPERBELLS® YELLOW CHIFFON™
Calibrachoa ^{USCAL4021} USPP19480 Can3631

Superbells® Punch



SUPERBELLS® BLUE MOON PUNCH™
Calibrachoa ^{***} USPPAF CanPBRAF



SUPERBELLS® CORALBERRY PUNCH™
Calibrachoa ^{USCAL66501} USPP22942 Can4381



SUPERBELLS® GRAPE PUNCH™
Calibrachoa ^{JGICAL9404} USPPAF CanPBRAF



SUPERBELLS® POMEGRANATE PUNCH™
Calibrachoa ^{USCAL08501} USPP24503 Can4915



SUPERBELLS® STRAWBERRY PUNCH™
Calibrachoa ^{USCAL58205} USPP22941 Can4590

Superbells® Star



SUPERBELLS® TANGERINE PUNCH™
Calibrachoa ^{***} USPPAF CanPBRAF



SUPERBELLS® CARDINAL STAR™
Calibrachoa ^{USCAL69404} USPPAF CanPBRAF
US Utility US9313959



SUPERBELLS® Cherry Star
Calibrachoa ^{USCAL91001} USPP23232 Can4594
US Utility US9313959



SUPERBELLS® EVENING STAR™
Improved *Calibrachoa* ^{BBCAL87705} USPPAF CanPBRAF
US Utility US9313959



SUPERBELLS® HOLLYWOOD STAR™
Calibrachoa ^{BBCAL26702} USPPAF CanPBRAF
US Utility US9313959



SUPERBELLS® MORNING STAR™
Calibrachoa ^{BBCAL27801} USPPAF CanPBRAF
US Utility US9313959



SUPERBELLS® RISING STAR™
Calibrachoa ^{KLECA16006} USPPAF CanPBRAF
US Utility US9313959

Superbells® Double



SUPERBELLS® Double Chiffon
Calibrachoa ^{***} USPPAF CanPBRAF US Utility US7786342



SUPERBELLS® Double Orchid
Calibrachoa ^{KLECA14275} USPPAF CanPBRAF
US Utility US7786342



SUPERBELLS® Double Ruby
Calibrachoa ^{USCAL83901} Can4591 US Utility US7786342



SUPERBELLS® Doublette LOVE SWEPT™
Calibrachoa ^{***} USPPAF CanPBRAF US Utility US7786342

SuperbellsTiming Chart

There is a 4-week variance from earliest-flowering to latest-flowering varieties.

Week	12	13	14	15
Early-Flowering Varieties				
Superbells® Hollywood Star™				
Superbells® Morning Star™				
Superbells® Cherry Star				
Superbells® Pomegranate Punch™				
Superbells® Dreamsicle®				
Superbells® Saffron				
Superbells® Holy Smokes!™				
Superbells® Rising Star™				
Mid-Flowering Varieties				
Superbells® Blue Moon Punch™				
Superbells® Doublette Love Sweet™				
Superbells® Yellow				
Superbells® Holy Moly!®				
Superbells® Sweet Tart™				
Superbells® Holy Cow!™				
Superbells® Tangerine Punch™				
Superbells® White				
Superbells® Grape Punch™				
Superbells® Double Orchid				
Superbells® Double Ruby				
Superbells® Miss Lilac				
Superbells® Red				
Superbells® Tropical Sunrise				
Superbells® Yellow Chiffon™				
Superbells® Cardinal Star™				
Superbells® Evening Star™				
Superbells® Lemon Slice®				
Superbells® Pink				
Superbells® Double Chiffon				
Superbells® Blue				
Superbells® Coralina				
Superbells® Plum				
Superbells® Coralberry Punch™				
Later-Flowering Variety				
Superbells® Over Easy™				
Superbells® Cherry Red				
Superbells® Strawberry Punch™				

Contact your propagator to discuss options using “programmed liners” to shorten flowering times.

Ever wonder what the top-selling Superbells are?

Here’s the entire list in order by Canadian propagator liner sales.

- Superbells® Lemon Slice®
- Superbells® Yellow
- Superbells® Grape Punch™
- Superbells® Pomegranate Punch™
- Superbells® Red
- Superbells® Dreamsicle®
- Superbells® White
- Superbells® Evening Star™
- Superbells® Yellow Chiffon™
- Superbells® Blue Moon Punch™
- Superbells® Tropicial Sunrise
- Superbells® Holy Moly!®
- Superbells® Cherry Star
- Superbells® Pink
- Superbells® Blue
- Superbells® Double Ruby
- Superbells® Plum
- Superbells® Coralina
- Superbells® Cherry Red
- Superbells® Over Easy™
- Superbells® Rising Star™
- Superbells® Coralberry Punch™
- Superbells® Hollywood Star™
- Superbells® Strawberry Punch™
- Superbells® Double Orchid
- Superbells® Sweet Tart™
- Superbells® Saffron
- Superbells® Miss Lilac
- Superbells® Morning Star™

Reduce pH in Hanging Baskets

Generally in cold, cloudy weather you want a Cal-Mag blend of fertilizer with high nitrate nitrogen, as this grows a better plant in winter conditions. Use a high ammonium nitrogen fertilizer to slowly lower media pH, but there is a catch. Under winter’s low light and temperature conditions, high ammonium fertilizers can cause ammonium toxicity and cause the crop to grow too fast (meaning more PGRs will be required). Quick changes in pH usually cause additional problems. Other ways to reduce pH are to add more acid to your fertilizer injector and increase the overall acidity, but use care as you can also cause precipitation of some of the fertilizer elements if not handled properly.

TOUCAN®Canna x generalis

LANDSCAPE 76-122cm (30-48") Vigor: 4

These cannas are fast, vigorous, highly disease resistant and as easy to grow as petunias in greenhouse production. Recommend them as bold-foliage, flowering thrillers for large containers or for mass plantings in landscapes. Sell early in 4.25 Grande™ containers and in 1.0 Royale™ or larger containers through summer.

AWARD WINNERS – TOUCAN® Canna 215 Awards including: Top Performer, Longwood Gardens; Excellent Rating, University Laval; Excellent Warm Season, Disney; Top Performer, University of Guelph; Perfect Score All Season, Ohio State

Growing Tips for TOUCAN®

- Warmth and moisture are essential to growing high quality Cannas. Temperatures should not drop below 60-65° F; chilling injury may delay the crop.
- Do not use irrigation frequency to control plant size. Crop can be run slightly dry but drying to wilt stage will cause leaf burn and drop. Good water management practices are critical to healthy growth.
- To maximize growth, use a fertilizer with a complete micronutrient mix; these Cannas grow fast and use a lot of food. 200-300ppm is the optimum rate.
- Watch for spider mites, especially if plants are not actively growing.
- Plants will normally flower in 7-10 weeks at optimal temperatures.
- In growing group CB (see page 149).

Notes: While the Toucan™ series can be grown in 4.5” and quart containers, we recommend the 1.0 Royale™ or 1 gallon size container as optimum for ease in production and sales. A drench of 1-4 ppm paclobutrazol can be used to help hold a crop or if control of growth is desired. Check manufacturers’ labels for approved rates and usage recommendations.



TOUCAN® Coral Canna x generalis

TOUCAN® Dark Orange Canna x generalis



TOUCAN® Yellow Canna x generalis

TOUCAN® Scarlet Canna x generalis

TOUCAN® Rose Canna x generalis

FLAMBÉ® Yellow

Chrysocephalum apiculatum

LANDSCAPE   20-36cm (8-14") Vigor: 2

The unique blooms of this plant are truly enchanting, with small sprays of tiny spherical flower heads that appear in clusters in the spring and summer. An exceptionally adaptable plant, this sun lover has a spreading habit and is drought tolerant and easy to grow.

Growing Tips for FLAMBÉ®

- Requires high light in production.
- 150-200 ppm fertilizer for optimal growth.
- Pinch once, two weeks after liner planting. May be cut back if desired.
- B-9 at 2500 ppm can help to control stretch under low light.
- In growing group BC (see page 149).

Notes: Watch for aphids, leaf miners, and white flies. Can be susceptible to crown and stem rots if grown in cool, damp conditions. Maintain good air movement.

AWARD WINNER – FLAMBÉ® Chrysocephalum
29 Awards including: Excellent Rating, Massachusetts Horticultural Society; Excellent Rating, Boerner Botanical Garden, Milwaukee, Wisconsin; Best of Breed, North Carolina State



FLAMBÉ® Yellow
Chrysocephalum apiculatum ^{Florchyl} USPP19175 Can3280

Señorita and Pequeña

Cleome

LANDSCAPE     Vigor: 4

Growers and gardeners have grown to love the Proven Winners line of thornless, seedless, odorless, non-sticky cleomes. They exhibit excellent heat, humidity and drought tolerance, bloom spring through fall and have minimal oedema issues. Grow in Royale™ containers for best display.

Growing Tips for Cleome

- 200-300 ppm fertilizer for optimal growth.
- Take care not to overwater.
- Pinch once, two weeks after liner planting. A second pinch may be necessary for large containers.
- PGRs should not be necessary.
- These varieties should NOT have oedema problems.
- In growing group BB (see page 149).

Notes: Treat with preventative broad spectrum fungicidal drench one week after transplant. Scout crops regularly (at least once a week) for disease development. Good air circulation, control of humidity, and good sanitation practices are critical. Good water management practices are critical to healthy plant growth.



SEÑORITA ROSALITA®
Cleome ^{Innoclor} USPP19733 Can3290

POLICY CHANGE:
As of 9/21/2018, we no longer require our customers to use a white Proven Winners branded container when ordering Cleome varieties.

Growers need to choose a Proven Winner Package when ordering cleome.

When you order Señorita Rosalita, Señorita Blanca, Señorita Mi Amor and Pequeña Rosalita liners, you must order a white Proven Winners branded Grande™ container for each plant. Orders for liners placed without orders for containers will not ship.



4.25 Grande™



PEQUEÑA ROSALITA®
Cleome ^{IncLenInPro} USPP27012 CanPBRAF
46-91cm (18-36")



SEÑORITA BLANCA®
Cleome ^{InCLESBIMP} USPP27011 Can5504
61-122cm (24-48")



SEÑORITA MI AMOR®
Cleome ^{InCLESRICAR} USPP27055 Can5505
61-122cm (24-48")



SEÑORITA ROSALITA®
Cleome ^{Innoclor} USPP19733 Can3290
61-122cm (24-48")

Collection
Top Seller
Top Seller



PEQUEÑA ROSALITA®
Cleome ^{InCLENINPRO} USPP27012 Can5270

SEÑORITA BLANCA®
Cleome ^{InCLESBIMP} USPP27011 Can5504

SEÑORITA MI AMOR®
Cleome ^{InCLESRICAR} USPP27055 Can5505

FAIRY DUST® Pink

Cuphea ramosissima

🌱🌞🌱 26-41cm (10-16") Vigor: 3

Meet your new go-to plant for heat and drought tolerant combinations. Appearing like a pink-flowered Diamond Frost®, this cuphea forms an airy cloud of delicate blooms on densely branched panicles all season. You'll only need to try this unique plant once before you'll want to grow it every year.

Growing Tips for FAIRY DUST®

- Requires high light in production.
- Avoid overwatering, especially early in the crop cycle.
- Plants can be run a little dry but not to the point of wilt, which causes leaf burn.
- 150-200 ppm fertilizer for optimal growth.
- In growing group BC. (see page 149).

Notes: Pinch at 1-2 weeks after transplant if needed.

AWARD WINNER – FAIRY DUST® Pink Cuphea

18 Awards including: Best in Trial, Massachusetts Horticultural Society; Best of Breed, NC State; Top Performer, Penn State; Excellent Warm Season, Disney



FAIRY DUST® Pink
Cuphea ramosissima

VERMILLIONAIRE®
Cuphea

VERMILLIONAIRE®

Cuphea

🌱🌞🌱 46-71cm (18-28") Vigor: 3


Vermillionaire is an absolute hummingbird magnet. It's extremely heat and humidity tolerant and is very low maintenance. Though it's drought tolerant, it can also tolerate higher moisture levels. Vermillionaire features a well-branched, mounding growth habit and produces deep-orange tubular flowers that cover the plant from spring through first frost. Although Vermillionaire is a cuphea, it's not prone to oedema.

Growing Tips for VERMILLIONAIRE®

- 150-200 ppm N
- Drying out plant to wilt will cause leaf burn and leaf drop. Can be run a little dry but not to wilt.
- Watch for thrips, whiteflies and aphids.
- Treat with preventative broad spectrum fungicidal drench one week after transplant.
- In growing group CC (see page 149).

AWARD WINNER – VERMILLIONAIRE® Cuphea

59 Awards including: Top Performer, Costa Farms; Top Performer, Biltmore; Top Performer and Consumer Top 3, Colorado State University; Top Performer, Ohio State University; Top Performer, Texas A&M



Top: TOUCAN® Dark Orange Canna, Mystic Illusion Dahlia, LUSCIOUS® BERRY BLEND™ Lantana camara, and SUPERTUNIA® Really Red Petunia

Above: VERMILLIONAIRE® Cuphea

MYSTIC Illusion Dahlia

🌱🌞🌱 46-91cm (18-36") Vigor: 3

An absolute rock star in the landscape, clear lemon yellow, single blooms really pop against the dark foliage. The plants are resistant to powdery mildew, making them easier for growers to manage with fewer inputs. Mystic Illusion is suitable for 4.25" Grande™ and 1.0 Royale™ containers as well as combinations.

Growing Tips for MYSTIC ILLUSION

- Requires high light in production.
- 150-200ppm fertilizer for optimum growth.
- Plants are rarely affected by powdery mildew outdoors.
- Most Dahlias are long day plants. Provide long days or night interruption lighting to induce blooming if finishing before the first of April.
- Good water management practices are critical to healthy plant growth.
- Good air circulation, control of humidity, and good sanitation practices are critical.
- In growing group BB (see page 149).

Notes: Do a soft pinch at 1-2 weeks after transplant if needed. Plants can be pinched to shape. Shearing growth tips encourages fuller growth. Hard pinches can stall growth. Treat with a preventative broad spectrum fungicidal drench at 1-2 weeks after transplant. Scout crops regularly (at least once a week) for disease development.

AWARD WINNER – MYSTIC Illusion Dahlia

35 Awards including: Best New Variety, Colorado State University; Hall of Fame, Cincinnati Zoo and Botanical Garden; Top Performer, Missouri Botanic Garden



MYSTIC Illusion
Dahlia "Knockout" USPP18839

DAHLIGHTFUL® *Dahlia variabilis*



These gorgeous mid-sized dahlias were selected to grow better in spring conditions and tolerate shorter days without forming tubers and shifting away from new growth. The resulting plants bloom longer and are naturally well-branched with strong stems and good disease resistance.

Growing Tips for DAHLIGHTFUL®

- Requires high light in production.
- 150-200ppm fertilizer for optimum growth.
- Plants are rarely affected by powdery mildew outdoors.
- Dahlightful® Dahlias will bloom under short days without the use of night interruption lighting.
- Good water management practices are critical to healthy plant growth.
- Good air circulation, control of humidity, and good sanitation practices are critical.
- In growing group BB (see page 149).

Notes: Do a soft pinch at 1-2 weeks after transplant if needed. Plants can be pinched to shape. Shearing growth tips encourages fuller growth. Hard pinches can stall growth. Treat with a preventative broad spectrum fungicidal drench at 1-2 weeks after transplant. Scout crops regularly (at least once a week) for disease development.

AWARD WINNER – DAHLIGHTFUL® *Dahlia*

51 Awards including: Top Performer, Penn State; Top Performer, University of Georgia; Top Performer, University of Minnesota-Morris



DAHLIGHTFUL® Georgia Peach
Dahlia variabilis 'G13518' USPP28186 CanPBRAF
51-76cm (20-30")

DAHLIGHTFUL® Sultry Scarlet
Dahlia variabilis 'G13525' USPP28223 CanPBRAF
51-76cm (20-30")



DAHLIGHTFUL® Lively Lavender
Dahlia variabilis 'G13532' USPP28209 CanPBRAF
61-91cm (24-36")

DAHLIGHTFUL® Crushed Crimson
Dahlia variabilis 'G14402DAHL' USPPAF CanPBRAF
61-76cm (24-30")

DAHLIGHTFUL® Tupelo Honey
Dahlia variabilis 'G15307' USPPAF CanPBRAF
61-76cm (24-30")

DIAMOND *Euphorbia*



Among the most versatile annuals in our lineup, Diamond Euphorbias offer a range of habits for every use, from hanging baskets to edging borders or competing with the most vigorous varieties in recipes. They are exceptionally heat and drought tolerant, providing a refined texture for elegant combinations in sun and shade.

DIAMOND DELIGHT® *Euphorbia* 'INEUPDIDAZ' USPP26848 Can5269


Easily distinguished by its tightly mounded, well-branched habit, this double-flowered cultivar packs a lot of color onto a small plant. Expect it to grow about 25% smaller than Diamond Frost with a denser shape. It makes a great edging in landscapes and works well in smaller patio containers.

DIAMOND FROST® *Euphorbia* 'Inneuphdia' USPP17567 Can2830

Diamond Frost is like your friend who gets along with everyone she meets – it combines easily with many kinds of plants, weaving its wiry stems in and out, poking its single, airy white flowers throughout the combination. Often imitated but never equaled!

DIAMOND MOUNTAIN™ *Euphorbia* **** USPPAF CanPBRAF

This super-sized Euphorbia makes magnificent hanging baskets and extra-large upright containers when combined with our most vigorous plants like Supertunia Vista® petunias. It's also spectacular in the landscape, growing similar in size to a spirea shrub. New this year.



Top 5

DIAMOND FROST®
Euphorbia 'Inneuphdia' USPP17567 Can2830
30-46cm (12-18") Vigor: 3

Top 50

DIAMOND DELIGHT®
Euphorbia 'INEUPDIDAZ' USPP26848 Can5269
25-30cm (10-12") Vigor: 2

DIAMOND MOUNTAIN™
Euphorbia **** USPPAF CanPBRAF
61-91cm (24-36") Vigor: 4

Growing Tips for DIAMOND Euphorbia

- High light is required in production.
- 150-200 ppm fertilizer for optimal growth.
- Preventive fungicides are recommended 1 week after transplant.
- Warm and slightly dry conditions after transplanting speeds root-in and growth.
- Can have an adverse reaction to shipping in a box, but even plants that look bad will rebound in a short time.
- Severe dry down can cause foliage to drop; however, the plant will recover.
- Benefits from a light shearing 2-3 weeks after transplanting.
- In growing group BB (see page 149).

Notes: No pinch necessary, but plants can be pinched to shape. Winter flowering occurs in Sunbelt states. Very sensitive to Florel®.

AWARD WINNERS –

DIAMOND FROST® *Euphorbia*

150 Awards including: Rising Star, Dallas Arboretum; Best of the Best, University of Georgia; Superior Rating, Colorado State; Top Performer, Ohio State

DIAMOND DELIGHT® *Euphorbia*

35 Awards including: Top Performer In-Ground and Containers, Kansas State University; Top Performer, Michigan State University; Top Performer, Oregon State University; Top Performer, University of Tennessee-Knoxville

NEW

ANNUALS

BLUE MY MIND® *Evolvulus*

LANDSCAPE 15-30cm (6-12") Vigor: 2

Stunning true sky blue flowers are the signature of this popular annual. Drought, heat and humidity tolerance helps it thrive on neglect in containers and landscapes. This cultivar is better branched with larger flowers compared to 'Blue Daze'. Northern growers should use caution to not bring it in too early as it must be protected from even a light frost. Best in 4.25 Grande™ and 1.0 Royale™ containers.

Growing Tips for BLUE MY MIND®

- This is a HOT season crop. When night temperatures are below 65° F (18° C), the plant's growth drops off. Low light levels severely weaken the growth, so plan to order when you can meet or exceed these conditions.
- Reduce your fertility to 50-75 ppm to avoid high EC levels. This is a tough, durable, drought-tolerant plant that requires heat.
- Needs to be protected from even a light frost.
- While the plants can withstand drought conditions, growth and flowering are better with consistent moisture.
- In growing group CC (see page 149).

Notes: Pinch twice; once two weeks after liner planting and then 5 weeks later. PGRs are not necessary.

AWARD WINNER – BLUE MY MIND® *Evolvulus*

61 Awards including: Top Performer, Texas A & M; Best of Show, University of Wisconsin; Top Performer, Massachusetts Horticulture Society at Elm Banks; Top Performer In-Ground and Containers, Kansas State University



BLUE MY MIND®
Evolvulus "USEV01201" USPP24447 Can4918

TRUFFULA™ Pink *Gomphrena pulchella*

LANDSCAPE 56-76cm (22-30") Vigor: 4

This vegetative Gomphrena has a tidier appearance than most, retaining its bushy shape without splitting when in full bloom. It thrives in heat and humidity and is drought tolerant once rooted in. Pollinators flock to its hot pink, cotton ball-shaped blooms from spring into fall. Makes an excellent cut and dried flower. Pair it with other high vigor varieties or grow it as a specimen in large containers and landscapes. New this year.

Growing Tips for TRUFFULA™

- High light and good air circulation are essential to producing a quality crop.
- Long days are required for peak blooming.
- 150-200ppm fertilizer for optimal growth.
- Grow in 4.25 Grande™ and 1.0 Royale™ containers, monocultures or in combination with other high vigor varieties.
- In growing group BC (see page 149).

Notes: Pinch 1–2 weeks after transplant. A second pinch may be needed when growing plants in larger containers. Paclobutrazol applied at 1-3 ppm as a drench can help shape or hold the crop, but go slowly and learn how the crop performs in your greenhouse.



TRUFFULA™ Pink
Gomphrena pulchella **** USPPAF CanPBRAF

STRATOSPHERE™ and KARALEE® *Gaura lindheimeri*

LANDSCAPE 30-61cm (12-24") Zones 6-11 Vigor: 3

Lovely in landscapes or as thrillers in combination containers, gauras add height, wispy texture, and movement to the design. Their graceful stems bear non-stop blooms through the heat of summer.

Growing Tips for KARALEE® and STRATOSPHERE™

- Requires high light in production.
- 200 ppm fertilizer for optimal growth.
- In response to cool temperatures, spots can appear on gaura foliage during normal production. This is a physiological response – not a viral infection.
- In growing group AB (see page 149).

Notes: Pinch once, two weeks after liner planting. Growth regulation not needed. Winter flowering occurs in Sunbelt states.



STRATOSPHERE™ White
Gaura lindheimeri "Gaudalwhi" USPP16565



STRATOSPHERE™ Pink Picotee
Gaura lindheimeri "Gaudpin" USPP18237 Can3031



KARALEE® Petite Pink
Gaura lindheimeri "GAUR137" USPPAF CanBPRAF

Annual GRACEFUL GRASSES®

Our Graceful Grasses® Collection is popular with consumers because these plants are easy to grow and add height, texture, and color to the landscape and containers. Industry experts are fans as well, with the eleven plants in the Collection continuing to pick up awards for performance and beauty.

Cultural Information for GRACEFUL GRASSES®

For cultural information on each of the Graceful Grasses, go to www.provenwinners.com, click on Professionals, then under the Growers section click Cultural Information. There, you can search for specific culture information on Graceful Grasses.

1.0 Quart and 4.25 Grande™ Specialty Containers for Graceful Grasses®

Gardeners are looking for our Graceful Grasses Collection, and our optional specialty containers make it easy for customers to find them. Plus, when you use these specialty containers, you have the option of charging a different price for Graceful Grasses than for annuals. The unique UPC code on these containers is also beneficial for scanning purposes. Both sizes are available as a special order with a 25,000 minimum.



Specialty – Graceful Grasses® 1.0 Quart container



GRACEFUL GRASSES® BABY TUT®
Cyperus involucratus
LANDSCAPE 1.0 46-61cm (18-24") Vigor: 4
In growing group BC (see page 149).

GRACEFUL GRASSES® KING TUT®
Cyperus papyrus
LANDSCAPE 1.0 122-183cm (48-72") Vigor: 4
In growing group BC (see page 149).

GRACEFUL GRASSES® PRINCE TUT™
Cyperus papyrus
LANDSCAPE 1.0 46-76cm (18-30") Vigor: 4
In growing group BC (see page 149).



GRACEFUL GRASSES® Purple Fountain Grass
Pennisetum setaceum 'Rubrum'
LANDSCAPE 1.0 76-91cm (30-36") Vigor: 3
In growing group CB (see page 149).

GRACEFUL GRASSES® 'Fireworks'
Pennisetum 'Rubrum' USPP18504
LANDSCAPE 1.0 61-76cm (24-30") Vigor: 3
In growing group CB (see page 149).

GRACEFUL GRASSES® 'Sky Rocket'
Pennisetum USPP21497
LANDSCAPE 1.0 61-76cm (24-30") Vigor: 3
In growing group CB (see page 149).

GRACEFUL GRASSES® Red Riding Hood
Pennisetum
LANDSCAPE 1.0 46-76cm (18-30") Vigor: 2
In growing group CB (see page 149).

GRACEFUL GRASSES® VERTIGO®
Pennisetum purpureum 'Titi 8' USPP22254
LANDSCAPE 1.0 122-244cm (48-96") Vigor: 4
In growing group BB (see page 149).

Annual GRACEFUL GRASSES® continued

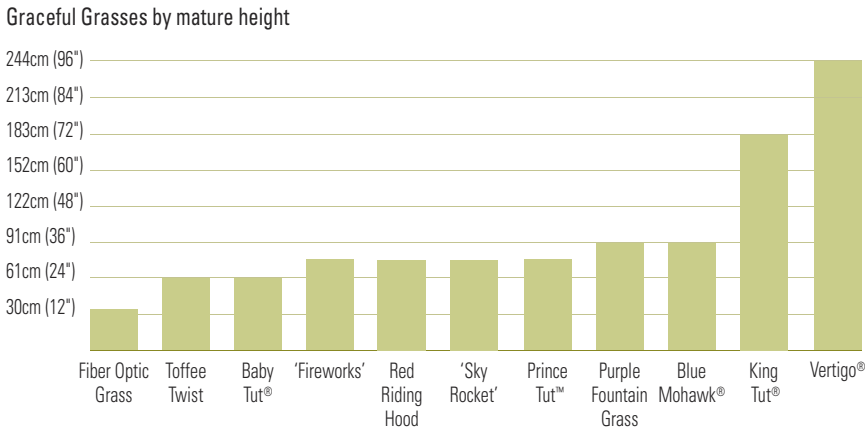


GRACEFUL GRASSES®
BLUE MOHAWK® *Juncus inflexus*
LANDSCAPE 61-91cm (24-36") Vigor: 2
In growing group BB (see page 149).

GRACEFUL GRASSES® Toffee Twist
Carex flagellifera
LANDSCAPE 46-61cm (18-24") Vigor: 2
In growing group BB (see page 149).

GRACEFUL GRASSES®
Fiber Optic Grass *Scirpus cernuus*
25-36cm (10-14") Vigor: 2
In growing group CB (see page 149).

AWARD WINNER – GRACEFUL GRASSES®
379 Awards including: Excellent Rating, Massachusetts Horticultural Society; Leader of the Pack, North Carolina State; Top Performer, Michigan State;Top Performer, Texas A&M; Top Performer, Colorado State University



HIPPO® *Hypoestes phyllostachya* LANDSCAPE 41-56cm (16-22") Vigor: 2

Hypoestes is getting a makeover! This series of super-sized, vegetative varieties does what Snow Princess did to seed alyssum. They're big, bushy, and won't bolt into flower soon after planting since they were selected against flowering and seed set. Use them like you would a coleus, providing season-long color in combination containers and landscapes in sun or shade. This is one versatile plant you can easily recommend to every gardener.

HIPPO® Pink *Hypoestes phyllostachya* **** USPPAF CanPBRAF
Soft pink and green polka-dotted foliage. New this year.

HIPPO® White *Hypoestes phyllostachya* *** USPPAF CanPBRAF
Bright white and green polka-dotted foliage. New this year.

- Growing Tips for HIPPO®**
- Prefers warmer production temperatures; avoid chilling.
 - 150-200 ppm fertilizer for optimal growth.
 - Do not use irrigation frequency to control plant size. Can be run a little dry, but drying to the point of wilt will cause leaf burn and drop.
 - Adapts to any light level but sharp changes in light can stress plants and damage the foliage.
 - In growing group CB. (see page 149).

Notes: Pinch at 1-2 weeks after transplant if needed. Treat with preventative broad spectrum fungicidal drench 1-2 weeks after transplant. B-Nine may be used at 1500-2500ppm two weeks after transplant. Bonzi is also effective. Check manufacturer labels for approved rates and usage recommendations.

AWARD WINNER – HIPPO® *Hypoestes*
55 Awards including: Top Performer, University of Guelph; Excellent Rating, University Laval; Perfect Score All Season, Michigan State University; Consumer Favorite, Ohio State; Best of Breed, NC State



HIPPO® Red *Hypoestes phyllostachya* 'G14157' USPPAF CanPBRAF

HIPPO® White *Hypoestes phyllostachya* *** USPPAF CanPBRAF

HIPPO® Rose *Hypoestes phyllostachya* 'G14160' USPPAF CanPBRAF

HIPPO® Pink *Hypoestes phyllostachya* *** USPPAF CanPBRAF

ROCKAPULCO® *Impatiens walleriana*

🌱🌞🌱 25-51cm (10-20") Vigor: 2

Rockapulco varieties feature unbeatable performance, plus the biggest, brightest, and most abundant flowers you'll find in double impatiens. Rockapulco varieties have excellent branching, uniformity, and a full range of color options, making them an ideal choice for premium containers.

Growing Tips for ROCKAPULCO®

- 100-150 ppm fertilizer for optimal growth.
- Requires moderate light intensity for optimal growth. Reduce light intensity when temperatures are high to prevent flower and leaf burning as well as bud drop.
- Apply Bonzi® (3-10 ppm) once or twice to control growth. Higher rates may be necessary in Southern production areas.
- Moderate drying of media will enhance flowering and control stretch. Too much drying can cause leaf scorch under high light.
- Leach periodically to keep salt levels in container low.
- In growing group BB (see page 149).

Notes: No pinching needed. Watch for thrips.

AWARD WINNER – ROCKAPULCO® *Impatiens*
74 Awards including: Leader of the Pack, North Carolina State; Prairie Star, Kansas State; Top Performer, Smithsonian



ROCKAPULCO® Appleblossom
Impatiens walleriana 'Balfieplus' USPP13637 Can1520



ROCKAPULCO® Red
Impatiens walleriana 'Balfiedale' USPP16626 Can2549



ROCKAPULCO® Purple
Impatiens walleriana 'Balfiepurp' USPP18867 Can3361



ROCKAPULCO® Rose
Impatiens walleriana 'Ballolestop' USPP13639 Can1525



ROCKAPULCO® Coral Reef
Impatiens walleriana 'Baloree' USPP22992 CanPBRAF



ROCKAPULCO® Wisteria
Impatiens walleriana 'Balfiestarp'

Collection
Top Seller

ILLUSION® and SWEET CAROLINE *Ipomoea batatas*

Sweet potato vines are staple items in combination containers and landscapes across the country. The exceptional genetics we offer are refined versions of old classics; a wide range of leaf colors, shapes and plant habits are available. All are selected against flowering and potato production, ensuring vigorous growth all season.

ILLUSION® *Ipomoea batatas*

🌱🌞🌱 15-25cm (6-10") Vigor: 3

The finely textured, lacy leaves of Illusion Ipomoea are unique in the industry. The habit of these varieties tends to be very compact and dense with controlled growth that won't overpower container combinations or take over the retail bench. They are ideal for small container production, summer gallons and mixed containers.

Sweet Caroline *Ipomoea batatas*

🌱🌞🌱 15-41cm (6-16") Vigor: 3 except Sweet Caroline Bewitched Green with Envy: Vigor: 4

The Sweet Caroline series is widely grown across the U.S. and Canada, thriving in all climates. These varieties tend to be larger and are available in a broad palette of leaf colors and shapes. Sweet Caroline Sweetheart bears heart-shaped leaves while standard Sweet Caroline varieties have deeply lobed foliage. They make excellent annual groundcovers and vigorous spillers in containers.

Growing Tips for ILLUSION® and Sweet Caroline

- 150-200 ppm fertilizer for optimal growth.
- Keep air circulation up and foliage dry. Prolonged wet foliage may lead to bacterial leaf spotting.
- Use 2500 ppm of B-9 to maintain shape on 4.5".
- This crop loves the heat and humidity. For the fastest crops keep production temperatures over 70° F and keep fertility levels fairly high.
- In growing group CC (see page 149).

Notes: For Illusions, no pinch is necessary. For Sweet Caroline varieties, pinch once, 2 weeks after liner planting.

AWARD WINNERS

ILLUSION® *Ipomoea batatas*
157 Awards including: Top Performer, Oklahoma State; Leader of the Pack, North Carolina State; Outstanding Rating, Disney Trials

SWEET CAROLINE *Ipomoea batatas*
180 Awards including: Leader of the Pack, North Carolina State; Prairie Star, Kansas State; Best Varieties, Penn State

Proven Winners Ipomoea Comparison Chart

Series name	Variety names	Distinguishing characteristics	Breeding goal	Colors in line	Compact habit – relative to others	Branching relative to others	Flowering	Leaf type	PGR requirements
Illusion®	Emerald Lace Garnet Lace Midnight Lace	Dissected foliage for new texture; compact habit	Same as Sweet Carolines	Light green, purple, red, or bronze	Compact habit	High	No – rarely, when under stress	Dissected	Usually not needed
Sweet Caroline Bewitched	Bewitched After Midnight Bewitched Green with Envy	Compact mounding but not trailing habit; more upright initially; serrated leaf margin	Mounding habit with serrated leaf	Light green, purple-black	Compact habit	Medium to high	Occasionally under short days, low light	Serrated margin	Not needed
Sweet Caroline Sweetheart	Jet Black Lime Red	Enhanced branching over Sweet Caroline series; different texture with heart-shaped leaves	Same as Sweet Carolines	Light green, purple, red	Moderately compact habit	Medium	No	Entire, cordate	May be needed for holding plants and small container sizes
Sweet Caroline	Kiwi Light Green Raven Red	Enhanced branching and reduced stem elongation over free varieties	Bred for reduced internode size, better branching and reduced storage root formation; novel colors	Dark green, light green, variegated dark green, purple, bronze, red	Trailing habit	Medium	No. Bronze and Red – rarely, when under stress.	Deeply lobed	May be needed for holding plants and small container sizes

ILLUSION® and SWEET CAROLINE *Ipomoea batatas*

IMPROVED

NEW

ANNUALS



ILLUSION® Emerald Lace
Ipomoea batatas "NCORNSP012EMLC" USPP21744 Can4162

ILLUSION® Midnight Lace
Ipomoea batatas "NCORNSP011MNL" USPP21743 Can4161

ILLUSION® Garnet Lace
Ipomoea batatas "NCORNSP013GNLC" USPP23612 Can4537



Top 50

IMPROVED

Sweet Caroline Raven Improved
Ipomoea batatas "USPP17483 Can2976"

Top 50

'Sweet Caroline Light Green'
Ipomoea batatas "USPP15028 Can2975"

'Sweet Caroline Red'
Ipomoea batatas "USPP17483 Can2976"



Sweet Caroline Bewitched AFTER MIDNIGHT™
Ipomoea batatas "NCORNSP-020BWAM" USPPAF CanPBRAF

Sweet Caroline Bewitched GREEN WITH ENVY™
Ipomoea batatas "NCORNSP-020BWGE" USPPAF CanPBRAF



'Sweet Caroline Sweetheart Red'
Ipomoea batatas "USPP19013 Can2904"

NEW

Sweet Caroline Kiwi
Ipomoea batatas "USPPAF CanPBRAF"



Top 50

Sweet Caroline Sweetheart Lime
Ipomoea batatas "NCORNSP-019SCSLM" USPP28318 CanPBRAF

Top 50

Sweet Caroline Sweetheart JET BLACK™
Ipomoea batatas "NCORNSP-021SHJB" USPPAF CanPBRAF

LUSCIOUS® *Lantana camara*



One of the most reliable recommendations you can make for customers looking for sun, heat and drought tolerant flowers that attract pollinators. Fragrant Luscious Lantana are rock stars in the landscape and add season-long color to window boxes, patio pots and hanging baskets.

Choose Luscious Royale varieties for their smaller size that fits easily into any container as a monoculture or paired with other medium vigor varieties. Choose standard Luscious varieties for full-sized, mega flower power. All our Lantanas set little to no seed and are daylength neutral.

Growing Tips for LUSCIOUS®

- 200 ppm fertilizer for optimal growth.
- High light in production is essential.
- Warm and slightly dry conditions after transplanting speeds root in and growth.
- Use caution with Florel®, as it can cause leaf drop and leaf curl.
- For best results, northern growers may want to order first shipments in mid-spring when temperatures and light levels rise. Cold and wet conditions can double crop time.
- In growing group CB (see page 149).

Notes: For all sizes of containers, pinch the liner 1-2 weeks after transplant; for containers larger than 6" and for hanging baskets, trim around the edge of the container as needed prior to spacing or hanging of the baskets. PGRs should not be needed. Winter flowering occurs in Sunbelt states. Luscious Marmalade and Luscious Bananarama may require a second pinch for shaping.

Luscious Grape is a true trailing variety. This may require an additional pinch to fill out 4-5" containers. Crop time will be about 2 weeks longer than others in the series and can be shortened by increasing the number of liners per container.

AWARD WINNER – LUSCIOUS® *Lantana*

296 Awards including: Top Performer, Michigan State; Leader of the Pack, North Carolina State; Top Pick, Missouri Botanic Garden; Outstanding Rating, Disney Trials; Top Performer, University of Delaware; Best Overall Impression, Oregon State University

Luscious Comparison Chart

Variety Name	Vigor	Habit	Height	In Combos
Bananarama™	3	Mounding	46-76cm (18-30")	Yes, with vigorous companions
Berry Blend™	4	Upright	46-76cm (18-30")	Yes, with vigorous companions
Citrus Blend™ Improved	4	Upright	51-76cm (20-30")	Yes, with vigorous companions
Grape	2	Trailing	25-36cm (10-14")	Yes, with any
Lemonade	3	Mounding	61-91cm (24-36")	Yes, with any
Marmalade	3	Mounding	30-46cm (12-18")	Yes, with vigorous companions
Pinkberry Blend™	4	Mounding	51-61cm (20-24")	Yes, with vigorous companions
Royale Cosmo	2	Upright Globe	30-66cm (12-26")	Due to habit, mix with trailing plants
Royale Piña Colada	2	Upright Globe	30-66cm (12-26")	Due to habit, mix with trailing plants



LUSCIOUS® Royale Cosmo
Lantana camara 'DLANTANGS' USPPAF CanPBRAF

LUSCIOUS® Royale Piña Colada
Lantana camara 'LAN2004' USPP24041 CanPBRAF



Collection
Top Seller

LUSCIOUS® Marmalade
Lantana camara 'G12-166' USPP27378 Can5309

LUSCIOUS® BANANARAMA™
Lantana camara 'G12-164' USPP27377 Can5308

LUSCIOUS® PINKBERRY BLEND™
Lantana camara '***' USPPAF CanPBRAF

LUSCIOUS® BERRY BLEND™
Lantana camara 'LAN 876' USPP23919 Can4905

Collection
Top Seller

IMPROVED

LUSCIOUS® CITRUS BLEND™ Improved
Lantana camara '***' USPPAF CanPBRAF

LUSCIOUS® Lemonade
Lantana camara 'Robwpur' USPP19347 Can3636

LUSCIOUS® Grape
Lantana montevidensis 'Robwpur' USPP19357 Can3637

BETH'S BLUE® *Isotoma axillaris*

LANDSCAPE   30-36cm (12-14") Vigor: 2

This outstanding heat tolerant annual has long been popular for its unique star-shaped, blue lavender flowers and its interesting texture for containers and landscapes. Once vernalized, it puts on an airy show of blooms all season until frost.

Growing Tips for BETH'S BLUE®

- Flowers heaviest when grown cool (45-55°F). Growing cooler will bulk up the plants and increase flower formation, however it will also increase production time. Liners must be vernalized for optimal spring production.
- Great for growing in cold greenhouses where blooming begins to peak when temperatures warm up.
- Display or sell in cool greenhouse areas or grow outside if possible. A great companion to other cool season crops.
- 150-200ppm fertilizer for optimum growth.
- In growing group AB (see page 149).

Notes: Pinching is not necessary. Treat with a preventative broad spectrum fungicidal drench at 1-2 weeks after transplant. Scout crops regularly (at least once a week) for disease development. Water early in the day so foliage is dry by nightfall to decrease likelihood of disease.

AWARD WINNER – BETH'S BLUE® *Isotoma*

18 Awards including: Best Performer, Dallas Arboretum; Best of Breed, JC Raulston Arboretum



BETH'S BLUE® *Isotoma axillaris*

PINK CHABLIS® *Lamium maculatum*

LANDSCAPE    20-30cm (8-12") Zones 4-8  Vigor: 3

Easily adaptable for containers and landscapes, this versatile plant thrives in sun and shade. Its cool silver foliage complements the pretty pink blossoms that dot the trailing stems.

Growing Tips for PINK CHABLIS®

- Can be produced under high or low light levels.
- 150-200 ppm fertilizer for optimal growth.
- Leaf purpling can occur when grown in low-fertility situations or cold temperatures.
- Very tolerant of cool temperatures; can be moved outdoors once temps are above 28° F (-2° C).
- All Lamiums are susceptible to downy mildew, scout crops regularly.
- In growing group AC (see page 149).

Notes: Winter flowering occurs in Sunbelt states. No pinching or growth regulator needed.





AWARD WINNER – PINK CHABLIS® *Lamium*

6 Awards including: Top Pick, Dallas Arboretum; Top Performer-Perennial, Colorado State University; Knock Your Socks Off, University of Georgia; Top Performer, University Laval



PINK CHABLIS®
Lamium maculatum Check In! USPP17925

LAGUNA® *Lobelia erinus*

LANDSCAPE    15-30cm (6-12")  Vigor: 2

Bred to take the summer heat better than typical lobelias, these varieties are compact yet full, semi-upright plants covered in true blue, violet or white, self-cleaning blossoms. They are ideal low maintenance plants for hanging baskets, window boxes, combination containers, and landscapes.

AWARD WINNER – LAGUNA® *Lobelia*


18 Awards including: Best of the Best, University of Georgia; Best of Species, Penn State; Leader of the Pack, North Carolina State; Top Performer, Calgary Zoo and Botanic Garden; Gold Medal, University of Illinois Master Gardeners; Top Performer, Longwood Gardens; Consumer Choice, University of Florida - Fort Lauderdale

Growing Tips for LAGUNA®

- Preventive fungicides are recommended one week after transplanting.
- Grow cool with good air circulation once established.
- Requires high light in production and higher light and longer days to flower early.
- Needs 150-200 ppm fertilizer for optimal growth.
- In growing group BB (see page 149).

Notes:

For all sizes of containers, pinch the liner 1-2 weeks after transplant; for containers larger than 6" and for hanging baskets, trim around the edge of the container as needed prior to spacing or hanging of the baskets. 5-10 ppm Sumagic® spray is effective, if needed.



Top 50

LAGUNA® White
Lobelia erinus "Loubtrawi" USPP18216 Can3030

Top 50

LAGUNA® Sky Blue
Lobelia erinus "Loboudits" USPP15526 Can2304

LAGUNA® Compact Blue with Eye
Lobelia erinus "Lobelits" USPP16112 Can1975

Top 50

LAGUNA® Dark Blue
Lobelia erinus "USL080901" USPP27338 Can4076 (formerly LUCIA® Dark Blue)

LAGUNA® ULTRAVIOLET™
Lobelia erinus *** USPPUSPP27338 CanPBRAF (formerly LUCIA® ULTRAVIOLET™)

PRINCESS and KNIGHT *Lobularia*

Our collection of vegetative, heat tolerant Lobularia is exceptional in terms of habit, blooms, fragrance, and vigor choices. The Princess varieties are big, showy bloomers that are well-matched with other vigorous growers, while the Knights are more restrained and pair well with medium-vigor plants. All form trailing mounds of fragrant blooms from spring through fall without deadheading.

Growing Tips for PRINCESS AND KNIGHT

- Requires high light in production.
- Take care not to hang above plants that are sensitive to petal drop since Lobularia tends to shed.
- Grow cool for best results, but growing too cold can cause purpling of the foliage.
- Very fast and vigorous grower.
- Needs 130-150 ppm fertilizer for optimal growth.
- In growing group AC (see page 149).



Notes: For all sizes of containers, pinch the liner 1-2 weeks after transplant; for containers larger than 6" and for hanging baskets, trim around the edge of the container as needed prior to spacing or hanging of the baskets.

Blushing Princess: Color is enhanced with brighter light and cooler temperatures. Growers in low light or warm houses can expect some fading of color intensity, but plants darken quickly once outside.

If you are used to growing Snow Princess and needing PGRs to control growth, reduce your PGR level for Blushing Princess, and grow your first crops of Frosty Knight, Dark Knight, and White Knight with minimal PGRs.

AWARD WINNERS – Princess and Knight Lobularia

266 Awards including: Superior Rating, Colorado State; Excellent Rating, Boerner Botanical Garden, Milwaukee, Wisconsin; Plant of the Month, Dallas Arboretum; Outstanding Rating, Disney Trials; Top Performer, Cornell University; Excellent Performer, University Laval; Top Performer; University of Florida - Fort Lauderdale; Top Performer, Kansas State University; Top Performer, Devonian Botanic Garden; Top Performer, Cornell University



Top 50

SNOW PRINCESS®
Lobularia TMINLBU5NOPRTM USPP21594 Can4189
10-20cm (4-8")

DARK KNIGHT™
Lobularia TMINLOBU1007TM USPP26931 CanPBRAF
10-15cm (4-6")

Collection
Top Seller

FROSTY KNIGHT®
Lobularia TMINLBU9PRIPRTM USPPAF Can4909
10-15cm (4-6")

BLUSHING PRINCESS®
Lobularia TMINLBU8LUPRTM USPP24516 Can4779
10-20cm (4-8")

Comparison Chart

Variety name	Vigor	Color	Foliage	In Combos
Snow Princess®	4	White	Dark green	Only with the most vigorous companion plants
Blushing Princess®	4	White-lavender	Medium green	With vigorous companion plants
Frosty Knight®	3	White	Variegated cream and green	With moderately vigorous companion plants, Frosty Knight plays well with others. Is a standout monoculture container.
White Knight®	3	White	Medium green	With half the vigor of Snow Princess, it is a better companion for less vigorous plants
Dark Knight™	3	Purple	Medium green	Vigor between White Knight® and Blushing Princess®, it is a better companion for less vigorous plants



WHITE KNIGHT®
Lobularia TMINLBUwikniTM USPP25210 Can4780
10-15cm (4-6")

GOLDDUST® *Mecardonia*



This true yellow mecardonia flowers 6 weeks earlier than others. GoldDust's blooms are significantly smaller but far more plentiful than other mecardonia. This beauty loves the heat.

Growing Tips for GOLDDUST®

- Requires high light in production.
- 150-200 ppm fertilizer for optimal growth.
- Proper water management is critical.
- In growing group CB (see page 149).

Notes: No pinch necessary. For hanging baskets and containers larger than 6", trim around container edge just prior to hanging.

AWARD WINNER – GOLDDUST® Mecardonia

54 Awards including: Excellent Rating, Disney Trials; Top Performer, University of Wisconsin; Gardener's Choice, University of Florida; Top Performer, The Oregon Garden; Top Performer, Cornell University



GOLDDUST® *Mecardonia* TMUSmeca8205TM USPP22871 Can4383

SUNSATIA® *Nemesia*

15-25cm (6-10") Vigor: 2

This is the collection that epitomizes the art and science of plant breeding. Very showy and dramatic in borders, hanging baskets, and containers. All varieties have a full, attractive habit and are ideal for early spring. Sunsatia are exceptionally cold tolerant and incredibly colorful.

Growing Tips for SUNSATIA®

- Grow these plants on the dry side.
- Preventive fungicides are recommended 1 week after transplant.
- High light is required in production.
- Air circulation, proper water management, and good soil porosity are critical.
- Use well-drained media only.
- Requires 150-200 ppm fertilizer for optimal growth.
- In growing group AA (see page 149).

Notes: For all sizes of containers, pinch the liner 1-2 weeks after transplant; for containers larger than 6" and for hanging baskets, trim around the edge of the container as needed prior to spacing or hanging of the baskets. Cold temperatures will also control growth. Sensitive to pythium, phytopthera, and thielaviopsis. Rhapsody and other copper-based fungicides are effective as a preventative application.

AWARD WINNER – SUNSATIA® *Nemesia*
10 Awards including: Excellent Rating, Disney Trials; Consumer Top Choice, Cornell-Long Island



SUNSATIA® Lemon
Nemesia 'Intraigoldtwo' USPP23062 Can4345

SUNSATIA® Coconut
Nemesia 'Intraiwhitwo' USPP23087 Can4347

SUNSATIA® Cranberry
Nemesia 'Intrairedtwo' USPP23061 Can4346

SUNSATIA® BLOOD ORANGE™
Nemesia 'INNEMBLOA' USPP28355 Can5506
10-14"

INNOCENCE® *Nemesia fruticans*

25-30cm (10-12") Vigor: 2

Many early spring programs owe their success to nemesia. But their value as mid-season crops is just as important. Frost-tolerant and easy to grow, these snapdragon-like beauties also sport well-branched stems and attractive, medium green foliage.

AWARD WINNERS – Bluebird and INNOCENCE® *Nemesia*
5 Awards including: Top Performer, Michigan State; Best of Breed for Winter, North Carolina State, JC Raulston Arboretum; Superior Rating, Penn State; Top Performer, Ohio State; Best of the Best, University of Georgia

Growing Tips for *Nemesia*

- Preventive fungicides are recommended one week after transplant.
- Florel® at 500 ppm is effective at increasing branching.
- Sumagic® at 5 ppm and cold temperatures are effective at controlling growth.
- Requires 150-200 ppm fertilizer for optimal growth.
- In growing group AA (see page 149).

Notes: For all sizes of containers, pinch the liner 1-2 weeks after transplant; for containers larger than 6" and for hanging baskets, trim around the edge of the container as needed prior to spacing or hanging of the baskets.




Bluebird *Nemesia fruticans* 'Hubbird' USPP12014 Can1634

25-30cm (10-12")

Opal INNOCENCE®
Nemesia fruticans 'Fleurame' USPP17035
25-41cm (10-16")

INFINITY® New Guinea Impatiens

LANDSCAPE   25-36cm (10-14") Vigor: 1

Highly recommended alternatives to *I. walleriana*, New Guinea Impatiens have a similar look but with larger, more brilliantly colored blooms that appear from spring through summer without deadheading. All are incredibly versatile, thriving in monoculture and combination containers as well as in landscapes. They are ideal for 4.25 Grande™ and 1.0 Royale™ container production.

Growing Tips for INFINITY®

- Preventive fungicides are recommended one week after transplant.
- Sensitive to high-soluble salts; use 100-150 ppm fertilizer.
- Light shade is optimal for best growth.
- Aggressive scouting and treatment program for thrips are recommended for INSV control. Do not use Medallion® due to severe PGR effect on NGIs.
- Be sure not to overwater while plants are still rooting to the container edge.
- Growing at too cool of a temperature can cause purpling of the foliage and the stunting of growth.
- Yellow foliage is caused by drying the plant down past wilt stage.
- In growing group CC (see page 149).

Notes: No pinching recommended. These varieties are bred to branch well without pinching, which would only delay flowering and result in a less-balanced plant habit. No growth regulators recommended or needed. Winter flowering occurs in Sunbelt states.

AWARD WINNERS –

INFINITY® New Guinea Impatiens

55 Awards including: Excellent Rating, Disney Trials; One of the Best, Penn State; Top Performer, University of Illinois; Top Performer, Colorado State University



Infinity® series



BRIGHT LIGHTS™ *Osteospermum*

LANDSCAPE 20-30cm (8-12") Vigor: 2

Dual cold and heat tolerance results in a long sales window for Bright Lights™ *Osteospermum*s. Move them out first thing in spring, and then continue with summer, fall and even winter sales in sunbelt states.

BRIGHT LIGHTS™ Pink *Osteospermum* 'INOSTEPINK' USPPAF CanPBRAF

A breakthrough color for *Osteospermum*, this perfectly pink selection is ideal for spring container recipes, as well as Easter and Mother's Day promotions. A Proven Winners exclusive. New this year.

AWARD WINNER – BRIGHT LIGHTS™ *Osteospermum*

23 Awards including: Top Performer, Jardin Daniel A. Seguin; Top Performer, Penn State; Top Performer, University of Guelph; Top Performer, University Laval; Visitor's Choice, Missouri Botanic Garden

Growing Tips for BRIGHT LIGHTS™

- Treat with a preventative broad spectrum fungicidal drench 1-2 weeks after transplant.
- Good air circulation, control of humidity, and good sanitation are critical to crop success.
- Cooler temperatures and high light in production are essential for spring bud set and branching.
- Use 150-200 ppm fertilizer.
- In growing group AB (see page 149).

Notes: Removing the buds and flowers at transplant isn't necessary but can be beneficial.



BRIGHT LIGHTS™ Yellow *Osteospermum* 'INOSTYELLOW' USPPAF CanPBRAF

BRIGHT LIGHTS™ Double Moonglow *Osteospermum ecklonis* *** USPPAF CanPBRAF US Utility US8759646 and US9040792



BRIGHT LIGHTS™ Pink *Osteospermum* 'INOSTEPINK' USPPAF CanPBRAF

SOPRANO® and SYMPHONY *Osteospermum*

20-36cm (8-14") Vigor: 2

Growers who are familiar with *Osteospermum* are well-versed in **Soprano**, the classic series with improved heat tolerance. And gardeners love their daisies too, finding these purple blooms (the #1 favorite color of gardeners) hard to resist each spring. They are ideal in 4.25 Grande™ containers for spring and fall sales.

For nearly twenty years, **Symphony** has remained our top-selling *Osteospermum* series. These interspecific hybrids are virtually sterile so they flower profusely, even in summer. The cheerful yellow and orange blooms are accented by a tiny violet eye that makes the colors really pop. Grow in 4.25 Grande™ containers and watch them fly out the door in spring.

Growing Tips for SOPRANO® and SYMPHONY

- Pinch at transplant only if necessary. If you pinch, use a spray application of fungicide immediately as a preventative measure.
- Requires high light in production.
- Warm and slightly dry conditions after transplanting speeds rooting and growth.
- Use 150-200ppm fertilizer.
- PGRs are not recommended.
- Symphony may be finished outside to tone plants; Soprano is not recommended for finishing outside.
- In growing group AB (see page 149).

AWARD WINNER – SOPRANO® *Osteospermum*

4 Awards including: Best *Osteospermum*, Colorado State University; Top Performer, Michigan State University; Best of Breed for Winter, JC Raulston Arboretum

AWARD WINNER – SYMPHONY *Osteospermum*

5 Awards including: Top Performer, Michigan State University; February Plant of the Month, Dallas Arboretum; One of the Best, Penn State



SOPRANO® Purple *Osteospermum* 'Osoutis' USPP15491 Can2136



SOPRANO® White *Osteospermum* 'Osjanwhit' USPP17070 Can2453





Orange SYMPHONY *Osteospermum* 'Seikimora' USPP13409 CDPF



Lemon SYMPHONY *Osteospermum* 'Seikitem' USPP13407 CDPF

CHARMED® Wine

Oxalis regnellii

   15-41cm (6-16") Vigor: 1

Here's a plant you can grow and sell in multiple displays including St. Patrick's Day, shade collections and as an indoor plant for sunny windowsills. Violet purple, shamrock-shaped leaves form a restrained mound topped with pale pink flowers all season. Easy to mix with other low to medium vigor plants in window boxes and patio pots, and looks great in 4.25 Grande™ containers.

Growing Tips for CHARMED® Wine

- Prefers warmer production temperatures.
- Warm and slightly dry conditions after transplanting speeds root in and growth.
- Light shade is best for optimal growth.
- Shear back if petioles become too long due to low light conditions.
- Use 150-200 ppm fertilizer for optimal growth.
- In growing group BB (see page 149).


Notes: To schedule for St. Patrick's Day, plan on a 4-6 week crop, and supplemental lighting may be needed to keep plant compact for Northern growers. Pinching not needed. PGRs not needed.

AWARD WINNER – CHARMED® Wine *Oxalis*

2 Awards: Arboretum Approved, Dallas Arboretum; Best of Species, Penn State



CHARMED® Wine
Oxalis regnellii JROXBURWIT USPP17557 Can2949



GRACEFUL GRASSES® VERTIGO® *Pennisetum purpureum*, Sweet Caroline Bewitched AFTER MIDNIGHT™ *Ipomoea batatas*, Sweet Caroline Raven Improved *Ipomoea batatas*, SUPERTUNIA® ROYAL VELVET® *Petunia*, and DOLCE® 'Blackberry Ice' *Heuchera* (Coral Bells)

BOLDLY® *Pelargonium*

LANDSCAPE   25-30cm (10-12") Vigor: 3

Geraniums are a consumer favorite, and the blooms of Boldly already have a dedicated and strong following among gardeners. That popularity has grown since this interspecific cross between zonal and ivy geraniums joined the Proven Winners brand. With more zonal traits than ivy traits, exceptional heat tolerance, and a mounded habit, Boldly offers beauty and strong garden performance.

Key account customers can purchase and propagate cuttings of Boldly® on your own. Contact your propagator for additional information.

AWARD WINNER – BOLDLY® *Pelargonium*

84 Awards including: Top Performer, Kansas State; Plant of Merit, University of Georgia; Leader of the Pack, North Carolina State; Top Performer, University of Minnesota

Growing Tips for BOLDLY®

- 200-250 ppm fertilizer for optimal growth.
- Requires high light in production.
- Pinching should not be necessary. Apply Cycocel at 750 to 1,000 ppm as needed.
- Apply 350 ppm of Florel® once or twice. First application should be applied 10 to 14 days after transplant. Repeat 5 to 8 days later, if desired. Applications should be stopped 6 to 7 weeks before desired sell date.
- Geraniums are sensitive to iron and magnesium toxicity; soil pH maintained above 6.0 will limit problems.
- In growing group BC (see page 149).

Notes: Treat with preventative broad-spectrum fungicidal drench one week after transplant. Scout crops regularly for disease development. Good air circulation, control of humidity, and good sanitation practices are critical.



BOLDLY® Scarlet Fire
Pelargonium Cope Scarfir USPP20466 Can3736

BOLDLY® Lavender Rose
Pelargonium PEOZ0002 USPP23404 Can4632

BOLDLY® Hot Pink
Pelargonium PEOZ0001 USPP24735 Can4631

BOLDLY® Burgundy
Pelargonium PEOZ0004 USPP24712 Can4634

BOLDLY® Dark Red
Pelargonium Amri Trared USPP20245 Can3728

TIMELESS™ *Pelargonium*

LANDSCAPE 🌱 30-46cm (12-18") Vigor: 2

Timeless is a new name but has the same great genetics as its forerunner, Caliente, which is already a popular plant with consumers. Sales have grown as this interspecific cross between zonal and ivy geraniums joined the Proven Winners brand. With more ivy traits than zonal traits, exceptional heat tolerance, and a vibrant collection of colors, Timeless offers beauty and strong garden performance. Timeless Pink and Timeless Fire have a more cascading, very well-branched habit while the others in this series are more mounded and compact.

Key account customers can purchase and propagate cuttings of Timeless™ on your own. Contact your propagator for additional information.

AWARD WINNER – TIMELESS™ *Pelargonium*
76 Awards including: Best of Breed, North Carolina State; Top Performer, Kansas State; Summer Survivor, Texas A&M

Growing Tips for TIMELESS™

- 200-250 ppm fertilizer for optimal growth.
- Requires high light in production.
- Pinching should not be necessary. Apply Cycocel® at 750 to 1,000 ppm as needed.
- Apply 350 ppm of Florel® once or twice. First application should be applied 10 to 14 days after transplant. Repeat 5 to 8 days later, if desired. Applications should be stopped 6 to 7 weeks before desired sell date.
- Geraniums are sensitive to iron and magnesium toxicity; soil pH maintained above 6.0 will limit problems.
- In growing group BC (see page 149).

Notes: Treat with preventative broad-spectrum fungicidal drench one week after transplant. Scout crops regularly for disease development. Good air circulation, control of humidity, and good sanitation practices are critical.



TIMELESS™ Fire
Pelargonium 'Cante Fire' USPP20482 Can3731

TIMELESS™ Lavender
Pelargonium *** USPPAF CanPBRAF

TIMELESS™ Pink
Pelargonium 'Cante Pinka' USPP20678 Can3734

TIMELESS™ Rose
Pelargonium 'Cante Ros' USPP15834 Can2217

TIMELESS™
Orange *Pelargonium* 'Cante Oran' USPP20686 Can3733

SUPERTUNIA® *Petunia*

LANDSCAPE 🌱 15-30cm (6-12") 🦋 all Vigor: 3 except Giant Pink and Supertunia® Vistas: Vigor: 4

The Best Petunia. Period. For incredible color and season-long performance, choose Supertunia. Whether you're using them to create extraordinary hanging baskets, upright combos or in landscapes, you can expect an exceptional show of color from planting until frost. Supertunias are self-cleaning – no deadheading necessary – and grow with remarkable vigor, petal substance and disease resistance. You won't find a more outstanding petunia.

SUPERTUNIA® Blue Skies *Petunia* 'KL1117mut1' USPPAF CanPBRAF
Easily the best "blue" petunia we've trialed, this new cultivar boasts a full, well-branched habit and greatly enhanced floral display compared to others in this color class. Flowers open deeper lavender blue and lighten to silvery blue as they age; much closer to blue compared to 'Lavender Skies'. New this year.

AWARD WINNERS – SUPERTUNIA®
1385 Awards including: Top Performer, Missouri Botanical Garden; Exceptional Performer, University of Florida; Excellent Rating, Boerner Botanical Garden, Milwaukee, Wisconsin; Outstanding Rating, Disney Trials; Plant of the Year, Metrolina; Best New Variety, Colorado State University; Top Performer, Oregon State University

Growing Tips for SUPERTUNIA®

- Requires high light in production.
- 250+ ppm fertilizer. Watch pH and EC levels.
- All "veined" petunias are more sensitive to cold. Keep above 50° F (10° C).
- Day-length neutral varieties need less PGRs. Cold temperatures also control growth.
- Yellow growth tips often indicate an iron shortage in response to too high pH.
- Black Cherry has above average vigor and flowers very early. Grow as bright as possible, space plants well, provide good air movement and avoid high humidity. Grow cool with 65-68°F days and 55-60°F nights. Regular applications of PGRs will help to keep plants more compact and will hold them longer.
- In growing group AA (see page 149).


Notes: For all sizes of containers, pinch the liner 1–2 weeks after transplant; for containers larger than 6" and for hanging baskets, trim around the edge of the container as needed prior to spacing or hanging of the baskets. 10-15 ppm Sumagic® spray or 1-3 ppm Bonzi® drench are effective at controlling growth. Apply as needed. Supertunia Minis may require higher rates of PGRs.



SUPERTUNIA® Blue Skies
Petunia

There's a type of Supertunia to suit every gardening need. For a petunia that goes anywhere from landscapes to containers, choose the large-flowered, mounding Supertunia. Choose Supertunia Trailing for a bold splash of trailing color in premium combinations and use Supertunia Charms for early color in hanging baskets and landscapes.

Supertunia®



Supertunia® Trailing (formerly Supertunia® Mini)



Supertunia® Charm



SUPERTUNIA® Trailing *Petunia*

LANDSCAPE   10-20cm (4-8")   Vigor: 3

Supertunia Trailing petunias are the highlight of combination containers and hanging baskets. We've renamed the series to reflect their most prominent trait: floriferous trailing stems that can reach an amazing six feet long by season's end. They have smaller but extremely plentiful blooms and are later to flower, lasting well into fall. We recommend them for mid-May production.



SUPERTUNIA® Trailing Blue *Petunia* [™] *Kermimblue*® USPP21043 Can3367



SUPERTUNIA® Trailing Blue Veined *Petunia* [™] *Corblue*® USPP13543 Can1605



SUPERTUNIA® Trailing Bright Pink *Petunia* [™] *Mediopink*® USPP14858 Can1932



SUPERTUNIA® Trailing Purple *Petunia* [™] *USTUNI6504*® USPP17898 Can2872



SUPERTUNIA® Trailing Rose Veined *Petunia* [™] *USTUN33402*® USPP27390 CanPBRAF



SUPERTUNIA® Trailing Silver *Petunia* [™] *Petwin*® USPP17247 Can2594



SUPERTUNIA® Trailing Strawberry Pink Veined *Petunia* [™] *Constraw*® USPP13539 Can1609



SUPERTUNIA® Trailing Strawberry Pink Veined *Petunia*

SUPERTUNIA® Trailing Blue *Petunia*

SUPERTUNIA® Trailing Rose Veined *Petunia*

Collection Top Seller

SUPERTUNIA® Trailing Silver *Petunia*

SUPERTUNIA® Charm *Petunia*

LANDSCAPE   15-30cm (6-12")   Vigor: 3

For a picture perfect summer crop, choose Supertunia Charm. These extremely vigorous petunias are early to flower, a key advantage for Southern growers, and last long into fall. They fill out hanging baskets fully and can be used as a substitute for Calibrachoa in landscape plantings.

SUPERTUNIA® White Charm *Petunia* [™] ***** USPPAF CanPBRAF
Delivers a remarkable flowering performance, becoming completely covered in pure white flowers on extremely well-branched, mounded plants. New this year.



SUPERTUNIA® Daybreak Charm *Petunia* [™] *USTUN69002*® USPP27727 Can5514



SUPERTUNIA® Hot Pink Charm *Petunia* [™] *USTUN2401M*® USPPAF CanPBRAF



SUPERTUNIA® Indigo Charm *Petunia* [™] *USTUN29801*® USPP22883 Can4351



SUPERTUNIA® Mulberry Charm *Petunia* [™] ***** USPPAF CanPBRAF



SUPERTUNIA® Morning Glory Charm *Petunia* [™] *USTUN61801*® USPP27391 Can5281



SUPERTUNIA® Pink Star Charm *Petunia* [™] *USTUNJ2401*® USPPAF Can5517



SUPERTUNIA® Sangria Charm *Petunia* [™] *USTUN34803*® USPP22884 Can4352



SUPERTUNIA® Violet Star Charm *Petunia* [™] *USTUNJ1901*® USPPAF Can5516



SUPERTUNIA® White Charm *Petunia* [™] ***** USPPAF CanPBRAF



SUPERTUNIA® White Charm *Petunia* [™] ***** USPPAF CanPBRAF



SUPERTUNIA® PICASSO IN PURPLE® *Petunia* [™] ***** USPPAF CanPBRAF

1. 4.25 Grande™ 2. Hanging basket tags

Growers need to choose from these options when ordering Supertunia® Picasso in Purple.®

When you order the winners, you must choose one of the following two options:
1. Order the traditional White Proven Winners Grande™ branded container for each liner.
2. Order a Supertunia Picasso hanging basket tag.
Orders for liners placed without orders for container/tag will not ship.

POLICY CHANGE:
As of 9/21/2018, we no longer require our customers to use a white Proven Winners branded container when ordering Supertunia® Picasso in Purple.®

NEW

SUPERTUNIA VISTA®

Petunia

LANDSCAPE 🌱 🪴 🌞 🌧️ 30-61cm (12-24") 🦋 🦋 Vigor: 4

The best petunia for landscapes. Hands down.

Supertunia Vista varieties deliver an outstanding performance over the entire season, lasting an extra month in southern states and well into fall in moderate climates. They are bred to flower earlier, grow taller and wider, and grow more vigorously than other Supertunia. Vista Bubblegum has become a legend in its own time, and the other Vistas are well-matched too.

SUPERTUNIA VISTA® Paradise *Petunia* 'BBTUN98901' USPPAF CanPBRAF

A color expansion for the series, this watermelon pink selection comes very close to matching Supertunia Vista Bubblegum in vigor and habit. Glowing watermelon pink blossoms blanket the wide spreading foliage from spring through fall without deadheading. New this year.



SUPERTUNIA®

Petunia

LANDSCAPE 🌱 🪴 🌞 🌧️ 6-12" 🦋 🦋



Above: ANGELFACE® Perfectly Pink *Angelonia*, ANGELFACE® Super Blue *Angelonia*, GRACEFUL GRASSES® PRINCE TUT™ *Cyperus papyrus*, SUPERTUNIA® Vista BUBBLEGUM® *Petunia*, SUPERTUNIA® Vista Fuchsia *Petunia*, and SUPERTUNIA® Vista Silverberry *Petunia*

	Timing	Habit	Recommended Use	Sun-Shade Tolerance
Supertunia Vista®	All Season	Mounding 3' Trailing 4'	4.50 Classic™, 4.25 Grande™, and 1.0 GL Royale™, Hanging baskets, upright containers, best Supertunia® for landscape	Full sun Early to flower
Supertunia®	Early Season - Summer	Mounding Length 4'	4.50 Classic™, 4.25 Grande™, and 1.0 GL Royale™, Hanging baskets, upright containers, landscape	More shade tolerant than others – easier under short days in small containers
Supertunia® Trailing	Mid Season - Summer	Trailing Length 6'	4.50 Classic™, 4.25 Grande™, and 1.0 GL Royale™ Hanging baskets, upright containers, landscape	Best under long days as late crop, Full sun
Supertunia® Giant Pink	Mid Season	Vigorous Trailing Length 6'	4.50 Classic™, 4.25 Grande™, and 1.0 GL Royale™ from Supernova, hanging baskets, upright containers with other vigorous varieties, landscape	Best under long days as late crop, Full sun
Supertunia® Charm	Mid Season	Mounding 12" Trailing 2-3'	4.50 Classic™, 4.25 Grande™, and 1.0 GL Royale™ Hanging baskets, upright containers and mixed containers with other vigorous varieties	Best under long days Full sun

Supertunia Timing Chart

There is a 8-week variance from earliest-flowering to latest-flowering varieties.

Week	11	12	13	14	15	16	18
Early-Flowering Varieties							
Supertunia® Daybreak Charm							
Supertunia® Mulberry Charm							
Supertunia® Picasso in Purple®							
Supertunia® Royal Magenta™							
Supertunia® White Charm							
Supertunia® Honey™							
Supertunia® Lovie Dovie™							
Supertunia® Pink Star Charm							
Supertunia® Latte™							
Mid-Flowering Varieties							
Supertunia® Hot Pink Charm							
Supertunia® Blue Skies							
Supertunia® Morning Glory Charm							
Supertunia® White							
Supertunia® Limoncello®							
Supertunia Vista® Fuchsia							
Supertunia Vista® Silverberry							
Supertunia Vista® Paradise							
Supertunia Vista® Bubblegum®							
Supertunia® ‘Lavender Skies’							
Supertunia® Violet Star Charm							
Supertunia® Black Cherry®							
Supertunia® Trailing Rose Veined							
Supertunia® Really Red							
Supertunia® Royal Velvet®							
Supertunia® Trailing Silver							
Supertunia® Sangria Charm							
Supertunia® Giant Pink							
Supertunia® Indigo Charm							
Supertunia® Bordeaux™							
Supertunia® Bermuda Beach®							
Later-Flowering Varieties							
Supertunia® Trailing Blue Veined							
Supertunia® Trailing Purple							
Supertunia® Priscilla®							
Supertunia® Trailing Strawberry Pink Veined							
Supertunia® Trailing Bright Pink							
Supertunia® Trailing Blue							

Top-selling Supertunia

Supertunia continue to be our most popular line of plants – here’s how they rank in terms of liners sold in Canada.

- Supertunia® Royal Velvet®
- Supertunia® Bordeaux™
- Supertunia Vista® Bubblegum®
- Supertunia Vista® Fuchsia
- Supertunia® White
- Supertunia Vista® Silverberry
- Supertunia® Royal Magenta™
- Supertunia® Black Cherry®
- Supertunia® Trailing Blue Veined
- Supertunia® Really Red
- Supertunia® Limoncello®
- Supertunia® Bermuda Beach®
- Supertunia® Honey™
- Supertunia® Latte™
- Supertunia® Daybreak Charm
- Supertunia® Violet Star Charm
- Supertunia® Trailing Purple
- Supertunia® Lovie Dovie™
- Supertunia® Trailing Strawberry Pink Veined
- Supertunia® Priscilla®
- Supertunia® Trailing Blue
- Supertunia® Trailing Rose Veined
- Supertunia® Pink Star Charm
- Supertunia® Hot Pink Charm
- Supertunia® Giant Pink
- Supertunia® Trailing Silver
- Supertunia® Mulberry Charm
- Supertunia® Sangria Charm
- Supertunia® Indigo Charm
- Supertunia® Picasso in Purple®
- Supertunia® ‘Lavender Skies’
- Supertunia® Trailing Bright Pink
- Supertunia® Morning Glory Charm

INTENSIA®

Phlox

LANDSCAPE

25-41cm (10-16")

Vigor: 2

Their heat, drought, and humidity tolerance, sweet fragrance, and rich colors have earned this series a stack of awards – and a special place in the hearts of gardeners throughout the Midwest and South. Intensia grow from early spring through autumn and are wonderful mid-height plants for your premium hanging baskets and containers.

Have You Had Trouble Growing Intensia?
Intensia prefers being dry, and normal greenhouse procedure is to never let the plant dry out. So a good rule of thumb with this plant is that when you think it’s ready to be watered, wait a day.

AWARD WINNER – INTENSIA® Phlox
69 Awards including: Top Pick, Dallas Arboretum; Superior Rating, Disney; Best of the Best, University of Georgia; Exceptional Performer, University of Florida; Best of Species, Penn State

- Growing Tips for INTENSIA®**
- Requires heat and high light for optimal growth.
 - Order for mid-spring production.
 - Proper air movement, water management, and good soil porosity are critical.
 - Water lightly at planting. Grow warm until roots are established and then grow cool.
 - 200-300 ppm fertilizer. When actively growing, increased fertilizer applications may be necessary.
 - Can be finished for prime spring season in mixed containers. Mono baskets and small containers can be produced from mid-spring on, if grown properly.
 - A preventative fungicidal drench should be done one week after transplant.
 - In growing group AB (see page 149).

Notes: For all sizes of containers, pinch the liner 1-2 weeks after transplant; for containers larger than 6" and for hanging baskets, trim around the edge of the container as needed prior to spacing or hanging of the baskets. 5-10 ppm Sumagic® is effective. Cool temperatures are also an effective growth regulator.



INTENSIA® White
Phlox drummondii "DPHLDX866" USPP28185 Can5499

INTENSIA® Red Hot
Phlox drummondii "Dphlox911" USPPAF Can5500

INTENSIA® Blueberry
Phlox "USPLX60306" USPP21646 Can4144

MOJAVE® *Portulaca umbraticola*



10-15cm (4-6")



Vigor: 2

Sure to be a hit in southern regions, these colorful flowering succulents bloom all summer without deadheading. The vivid blooms are a welcome sight especially in high summer when they really come into their own. Poor, dry soil is no problem for these durable beauties. Use them as trailers in hanging baskets or as an annual groundcover.

Growing Tips for MOJAVE®

- Grow on the dry side to help naturally control growth.
- 100-150 ppm fertilizer for optimum growth.
- Red leaf margins can indicate over-fertilization or extremely high light levels.
- When holding at cool temperatures, be sure to maintain temperatures no lower than 50°F to avoid leaf drop. Some red coloration on leaf margins may appear with cool temperatures. Under cool holding conditions, soil should be dry rather than moderate.
- In growing group BC (see page 149).

Notes: Pinch at 1-2 weeks after transplant if needed. Treat with a preventative broad spectrum fungicidal drench at 1-2 weeks after transplant. Scout crops regularly (at least once a week) for disease development. Good air circulation, control of humidity, and good sanitation practices are critical.

AWARD WINNER – MOJAVE® *Portulaca*

135 Awards including: Top Performer, Dallas Arboretum; Top Performer, Penn State; People's Pick, Texas A&M; Top Performer, Michigan State University; Top Performer, Missouri Botanic Garden

Key account customers can purchase and propagate unrooted cuttings of Mojave® *Portulaca* on your own. Contact your propagator for additional information.



Collection
Top Seller

MOJAVE® Yellow
Portulaca umbraticola



MOJAVE® Red
Portulaca umbraticola



MOJAVE® Tangerine
Portulaca umbraticola ¹DPAZ15¹ USPP23243



MOJAVE® Fuchsia
Portulaca umbraticola USPPAF CanPBRAF



MOJAVE® Pink
Portulaca umbraticola

SUNBINI® *Sanvitalia procumbens*



15-25cm (6-10") Vigor: 2

With its large flowers and more uniform habit, Sunbini is fast to fill out and extra drought-tolerant. Be sure to recommend this one to your landscape customers.

Growing Tips for SUNBINI®

- High light is essential.
- 150 ppm fertilizer for optimal growth.
- Production time decreases when light and temperatures are optimal.
- Grow lean, warm, and dry for best results.
- Do not use any fungicides containing Azole, such as Banrot® and Truban®, as they will stunt the plants.
- In growing group BB (see page 149).

Notes: For all sizes of containers, pinch the liner 1-2 weeks after transplant; for containers larger than 6" and for hanging baskets, trim around the edge of the container as needed prior to spacing or hanging of the baskets. No PGRs needed. Plants are sensitive to Sumagic® but 2500 ppm B-9 is effective if needed.

AWARD WINNER – Sunbini® *Sanvitalia*

6 Awards including: Top Performer, Michigan State; Top Performer, Penn State; Best Varieties, Colorado State University



Top 50

SUNBINI® *Sanvitalia procumbens* ¹Starbini¹ USPP17869 Can2827

LEMON CORAL™ *Sedum mexicanum*



8-25cm (3-10") Zones 7-11 Vigor: 2

A tough as nails filler for hanging baskets, troughs, combination containers and landscapes, this beautifully textured succulent is very vigorous and drought tolerant. Its lime green to chartreuse foliage pairs well with other vigorous sun loving varieties.

Growing Tips for LEMON CORAL™

- High light levels are required in production.
- Grow in dry to lightly moist soil. Plants are heat and drought tolerant once established.
- 100 - 150 ppm fertilizer for optimum growth.
- Good air circulation, water management practices, control of humidity, and good sanitation practices are critical.
- In growing group BB (see page 149).

Notes: No pinching needed. Naturally forms a very dense mat of lime green foliage. Treat with a preventative broad spectrum fungicidal drench at 1-2 weeks after transplant. Scout crops regularly (at least once a week) for disease development.

AWARD WINNER – LEMON CORAL™ *Sedum*

43 Awards including: Top Performer, Colorado State University; Best Drought Tolerant, Tennessee State University; Top Performer, Texas A&M



Top 50



LEMON CORAL™
Sedum

ROCKIN'® *Salvia*

LANDSCAPE      Vigor: 4

Gardeners are looking for plants to draw in pollinators and salvias work like a charm. Hummingbirds are highly attracted to the extra-large flowers of Rockin' Deep Purple and Fuchsia, while butterflies and bees enjoy Rockin' Playin' the Blues. Each member of this series is unique, but all share a refined habit and strong heat tolerance. They are spectacular in the landscape and make impressive thrillers in large containers.

ROCKIN'® Fuchsia *Salvia* 'BBSAL00301' USPPAF CanPBRAF
Extraordinary color breakthrough! Intense fuchsia flowers with black bracts appear on neatly compact, well-branched plants all season. Presents beautifully in containers at retail. New this year.

ROCKIN'® 'Golden Delicious' *Salvia elegans* USPP17977 CanPBRAF
Consider this as a heat and humidity tolerant, downy mildew resistant replacement for chartreuse coleus. Full sun yields radiant yellow foliage; more chartreuse in shade. In warm climates with long growing seasons, this short-day plant may produce fire engine red flowers in fall. New this year.

Growing Tips for ROCKIN'®

- Requires high light in production.
- Good air circulation and water drainage are important. Use a well-drained soil mix.
- A routine preventative broad spectrum fungicidal spray program is encouraged.
- 150-200 ppm N. Be careful to not overfertilize. Using fertilizer high in ammonia can cause excessive vegetative growth and lack of flowers.
- Growth can be controlled using B-9 at 2,500 to 3,750 ppm.
- In growing group AB. (see page 149).

Notes for ROCKIN'® PLAYIN' THE BLUES®:
Apply growth regulators as needed for height control.

Notes for ROCKIN'® Deep Purple, Fuchsia and 'Golden Delicious':
Compact early habit is great for container production. Pinch at 1-2 weeks after transplant if needed. Growth can be controlled using lower temperatures.

AWARD WINNERS – ROCKIN'® *Salvia*

114 Awards including: Excellent Rating, University Laval; Top Performer, University of Guelph; Perfect Score All Season, University of Minnesota; People's Choice, University of Georgia



ROCKIN'® Deep Purple
Salvia 'BBSAL09001' USPPAF CanPBRAF
76-102cm (30-40")

ROCKIN'® Fuchsia
Salvia 'BBSAL00301' USPPAF CanPBRAF
61-91cm (24-36")



ROCKIN'® PLAYIN' THE BLUES®
Salvia longispicata x *farinacea* 'Balsalmispim' USPPAF
61-122cm (24-48")



ROCKIN'® 'Golden Delicious'
Salvia elegans USPP17977 CanPBRAF
91-122cm (36-48")

WHIRLWIND® *Scaevola*

LANDSCAPE  20-36cm (8-14") Vigor: 3

Don't be fooled by their delicate, lacy flowers and gracefully mounding/spreading habit. Fan flowers are native to the bush country of Western Australia. Constantly in flower, these combo stars also boast attractive foliage and a well-branched habit. Whirlwind Blue has fade-proof purple-blue flowers, looks great in a four-inch container, and is ideal for landscaping. Whirlwind White continues to set the standard for season-long performance and immunity to temperature extremes and tough conditions. Whirlwind Pink has been updated to match the others in the collection.

WHIRLWIND® Pink *Scaevola aemula* *** USPPAF CanPBRAF

Replaces Pink Wonder®. You'll love to grow Whirlwind Pink for its greatly improved vigor and branching. It delivers a stellar season-long performance in containers and landscapes. New this year.

Growing Tips for *Scaevola*

- Requires high light in production.
- 150-200 ppm fertilizer.
- Prefers warmer production temperatures.
- Australian plants prefer to have little or no phosphorous added.
- Sensitive to cold temperatures but makes a great spring and summer sales item.
- In growing group BA (see page 149).

Notes: For all sizes of containers, pinch the liner 1-2 weeks after transplant; for containers larger than 6" and for hanging baskets, trim around the edge of the container as needed prior to spacing or hanging of the baskets. Sumagic® at 2-5 ppm has been effective at controlling growth.

AWARD WINNERS

WHIRLWIND® *Scaevola*

45 Awards including: Excellent Rating, Disney Trials; Best of the Best, University of Georgia; Top Performer, Michigan State



WHIRLWIND® White
Scaevola aemula "Bonny Whirl" USPP20790 Can3851



WHIRLWIND® Blue
Scaevola "Scabithatis" USPP17840 Can2596



WHIRLWIND® Pink
Scaevola aemula *** USPPAF CanPBRAF

SNOWSTORM® *Sutera cordata* (Bacopa)

 10-20cm (4-8") Snowstorm® Blue and Pink: Vigor: 2
Snowstorm® Giant Snowflake® and Snow Globe®: Vigor: 3

Our *Sutera* varieties show what happens when you start with the best genetics, then continually improve them. In hanging baskets and containers, *Sutera*'s glimmering, star-shaped flowers add beauty and texture, but its delicate looks are backed by durability and vigor.

Growing Tips for SNOWSTORM®

- High light in production is essential in early season. Light shade is required for summer production.
- 150-200 ppm fertilizer for optimal growth.
- You must keep Giant Snowflake under control, especially under dark weather conditions. It should be treated with 500-750 ppm of B-9.
- Treat with preventative broad spectrum fungicidal drench one week after transplant.
- In growing group BA (see page 149).

Notes: Pinch as needed or to shape plants. Do not allow plants to dry out as they will drop both buds and flowers causing the plants to cycle out of bloom for several weeks.

AWARD WINNER – SNOWSTORM® *Sutera*

17 Awards including: Outstanding Rating, Disney Trial; Best of the Best, University of Georgia; Early Season Top Performer, Cornell, Long Island; Top Performer, University of Minnesota-Morris; Top Performer-Containers, Biltmore



SNOWSTORM® Blue
Sutera cordata "G13340" USPPAF CanPBRAF



SNOWSTORM® GIANT SNOWFLAKE®
Sutera cordata "Danova906" US17886 Can2861



SNOWSTORM® Pink
Sutera cordata "Danova982" USPP222398



SNOWSTORM® SNOW GLOBE®
Sutera cordata "Danova780" USPP26789 Can5264



SNOWSTORM® Blue
Sutera cordata "G13340" USPPAF CanPBRAF



Bloom Size Comparisons

SNOWSTORM®
Pink

SNOWSTORM®
Blue

SNOWSTORM®
GIANT SNOWFLAKE®

SNOWSTORM®
SNOW GLOBE®



SNOWSTORM® SNOW GLOBE®
Sutera cordata "Danova780" USPP26789 Can5264

COLORBLAZE® *Solenostemon scutellarioides* (Coleus)



With vibrant color and season-long performance, the ColorBlaze collection of coleus is a must-have for your spring lineup. These foliage plants are bold, versatile, easy to grow, and extremely popular with gardeners. All are late-flowering varieties that hold their form throughout the season. They are tolerant of varying light conditions and are among the fastest-selling plants in any program.

COLORBLAZE® GOLDEN DREAMS™ *Solenostemon scutellarioides*
Robust selection, forming a full clump of radiant gold foliage with red venation; red is more pronounced in lower light. New this year.

COLORBLAZE® REDICULOUS™ *Solenostemon scutellarioides*
Replaces ColorBlaze Marooned®. Forms a robust, well-branched clump of garnet red foliage and is late to flower. New this year.

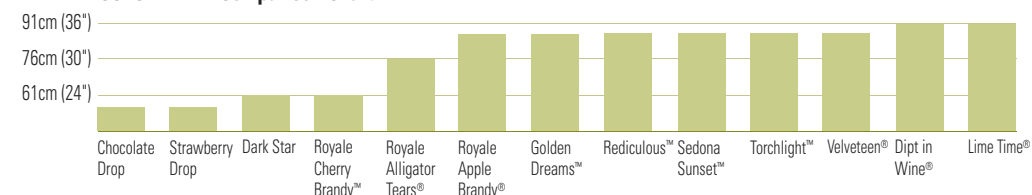
COLORBLAZE® SEDONA SUNSET™ *Solenostemon scutellarioides*
Replaces 'Sedona' and Keystone Kopper®. This top performer in trials features richer orange foliage and increased resistance to downy mildew. New this year.

COLORBLAZE® TORCHLIGHT™ *Solenostemon scutellarioides*
Replaces Kingswood Torch. Striking burgundy leaves with a magenta patterned center develop an emerald green edge in warmer temperatures. New this year.

Growing Tips for COLORBLAZE®

- Establish in a warm environment. Plants subject to chilling may be stunted.
- 150-200 ppm fertilizer for optimal growth.
- One to two pinches can be used to increase branching and for shaping. For small container sizes, this may not be necessary; larger containers will probably require pinching. Florel® can increase branching and reduce flowering. Cycocel/B-9 tank mix or Sumagic® spray at 3-5 ppm will help control growth if needed.
- In growing group BC (see page 149).

COLORBLAZE Comparison Chart



AWARD WINNER –

COLORBLAZE® Solenostemon
348 Awards including: Top Performer, Ohio State; Leader of the Pack, North Carolina State; Top Performer, Kansas State; Top Performer, Oregon State University; Top Performer Sun and Shade, Texas A&M



NEW

COLORBLAZE® TORCHLIGHT™
Solenostemon scutellarioides
61-86cm (24-34") Vigor: 4



Collection Top Seller

COLORBLAZE® LIME TIME™
Solenostemon scutellarioides
51-91cm (20-36") Vigor: 3



Collection Top Seller

COLORBLAZE® Dipt in Wine
Solenostemon scutellarioides
51-91cm (20-36") Vigor: 4



COLORBLAZE® Dark Star
Solenostemon scutellarioides
30-61cm (12-24") Vigor: 2

COLORBLAZE® VELVETEEN®
Solenostemon scutellarioides
61-86cm (24-34") Vigor: 3



NEW

COLORBLAZE® SEDONA SUNSET™
Solenostemon scutellarioides
61-86cm (24-34") Vigor: 4



NEW

COLORBLAZE® REDICULOUS™
Solenostemon scutellarioides
61-86cm (24-34") Vigor: 4



NEW

COLORBLAZE® GOLDEN DREAMS™
Solenostemon scutellarioides
61-86cm (24-34") Vigor: 4

COLORBLAZE® Royale *Solenostemon scutellarioides* (Coleus)

For a tidier look in combinations and smaller containers, choose the more compact, tightly branched ColorBlaze Royale varieties.

COLORBLAZE® Royale CHERRY BRANDY™ *Solenostemon scutellarioides* *** USPPAF CanPBRAF

Forms a bushy, upright clump of velvety ruby red foliage that pairs well with every other color. Bred to bloom very late, extending its sales window and garden performance into fall. New this year.



COLORBLAZE® Royale
APPLE BRANDY®
Solenostemon scutellarioides
61-86cm (24-34") Vigor: 3

COLORBLAZE® Royale
ALLIGATOR TEARS®
Solenostemon scutellarioides
51-76cm (20-30") Vigor: 3

COLORBLAZE® Royale
CHERRY BRANDY™
Solenostemon scutellarioides
46-61cm (18-24") Vigor: 3

COLORBLAZE® Drop *Solenostemon scutellarioides* (Coleus)

Exclusive to Proven Winners, these trailing varieties form a wide spreading mound of small, scalloped leaves. They are an excellent component for container recipes when paired with other vigorous plants; also makes a colorful small-scale groundcover.

COLORBLAZE® Chocolate Drop
Solenostemon scutellarioides *Kakegawa CE2* USPP15371 Can2085

Deep burgundy, heart-shaped leaves with scalloped, green edges. New this year.

COLORBLAZE® Strawberry Drop
Solenostemon scutellarioides *Kakegawa CE5* USPP15827 Can2087

Tricolor green, pink and yellow, scalloped heart-shaped leaves. New this year.



COLORBLAZE® Strawberry Drop
Solenostemon scutellarioides
36-46cm (14-18") Vigor: 4

COLORBLAZE® Chocolate Drop
Solenostemon scutellarioides
36-46cm (14-18") Vigor: 4

A-PEEL® *Thunbergia alata*

Easier to handle than most rambunctious Thunbergias, these more restrained selections have an increased shelf life and sales window for growers and retailers. They are easy to recommend to customers looking to create a quick screen on patio trellises and chain link fences, and are excellent climbing components for combinations paired with other vigorous varieties. Requires a trellis in Royale™ containers.

Lemon A-PEEL® *Thunbergia alata* *Lemon Star* USPP14371

Clear lemon yellow flowers with a black eye dot the bright green foliage all season.

Orange A-PEEL®

Thunbergia alata *Orange Wonder* USPP14767

Vibrant orange flowers with a black eye dot the bright green foliage all season.

Tangerine Slice A-PEEL®

Thunbergia alata *DL1501* USPPAF CanPBRAF

Orange and yellow bicolor flowers with a black eye dot the bright green foliage all season.



Trellis available
for 1.0 GL Royale™

152-244cm (5-8') Vigor: 4

Growing Tips for A-PEEL®

- Prefers warmer production temperatures; avoid chilling.
- These plants are vigorous; monitor containers regularly to keep twining stems at bay.
- Do not use irrigation frequency to control plant size. Drying to the point of wilt will cause leaf burn and drop. Can be run a little dry but not to the point of wilt.
- Scout for spider mites and whiteflies, especially when held for long periods before sale.
- It is suggested that a 12-18" high trellis that attaches to the edge of the Royale (1 GL) container be used to provide climbing support and added value.
- 200-250 ppm fertilizer for optimal growth
- In growing group CB. (see page 149).

Notes: Treat with a preventative broad spectrum fungicidal drench 1-2 weeks after transplant. Pinch 7-10 days after transplant. An additional 1-2 pinches may be needed for larger pot sizes. B-Nine may be used at 1500-2500ppm two weeks after transplant. Bonzi is also effective. Check manufacturer label for approved rates and usage recommendations.

AWARD WINNER – A-PEEL® *Thunbergia*

80 Awards including: Top Performer, University of Minnesota; Top Performer, University of Guelph; Best of Breed, NC State; Perfect Score All Season, Michigan State University







Lemon A-PEEL®
Thunbergia alata *Lemon Star* USPP14371

Orange A-PEEL®
Thunbergia alata *Orange Wonder* USPP14767

Tangerine Slice A-PEEL®
Thunbergia alata *DL1501* USPPAF CanPBRAF

CATALINA® *Torenia*

LANDSCAPE    20-41cm (8-16")   Vigor: 2

Catalina *Torenia* will make a colorful addition to your shade collection, as they thrive and bloom in any amount of sunlight. They make great fillers in combination containers and work well in landscapes too. An extra helping of heat tolerance and oversized blossoms add to their appeal.

AWARD WINNER – CATALINA® *Torenia*
70 Awards including: Top Pick, Dallas Arboretum; Best Old Variety, University of Tennessee; Top Performer, University of Wisconsin; Top Performer In-Ground and Containers, Kansas State University

- Growing Tips for CATALINA®**
- Prefers warmer production temperatures; cold, wet conditions can slow growth.
 - Light shade is best for optimal growth.
 - 200 ppm fertilizer.
 - Application of Florel® delays flowering 8-10 weeks.
 - Catalinas are best for 4" production.
 - In growing group CB (see page 149).

Notes: For all sizes of containers, pinch the liner 1-2 weeks after transplant; for containers larger than 6" and for hanging baskets, trim around the edge of the container as needed prior to spacing or hanging of the baskets. Should not need PGRs, as they are naturally compact.



CATALINA® White Linen
Torenia "Dancat5153" USPP19997

Collection
Top Seller

CATALINA® Midnight Blue
Torenia "Dancat511" USPP17878 Can2815



CATALINA® GILDED GRAPE™
Torenia "Dancat266" USPP20242 Can3904

CATALINA® Pink
Torenia "Dancatpink" USPP17025 Can2525

CATALINA® GRAPE-O-LICIOUS™
Torenia
8-12"

SUMMER WAVE® *Torenia*

LANDSCAPE    20-25cm (8-10")   Vigor: 3

Synonyms for Summer Wave varieties include *fast*, *easy*, and *versatile*. Great as groundcovers, fantastic in window boxes and hanging baskets, and the ideal choice as spillers in containers, their deep, dark flower colors look amazing against a background of silver or lime green foliage plants.

- Growing Tips for SUMMER WAVE®**
- Prefers warmer production temperatures; cold, wet conditions can slow growth.
 - Light shade is best for optimal growth.
 - 200 ppm fertilizer.
 - Application of Florel® delays flowering 8-10 weeks.
 - Best in gallons and baskets.
 - In growing group CB (see page 149).

Notes: For all sizes of containers, pinch the liner 1-2 weeks after transplant; for containers larger than 6" and for hanging baskets, trim around the edge of the container as needed prior to spacing or hanging of the baskets. 10-15 Sumagic® spray is effective on Summer Wave.

AWARD WINNER – SUMMER WAVE® *Torenia*
22 Awards including: Exceptional Performer, University of Florida; Best of Species, Penn State; Top Performer, Missouri Botanic Garden



SUMMER WAVE® Large Amethyst
Torenia "Sunnenirepa" USPP14302 Can2362

Collection
Top Seller

SUMMER WAVE® Large Blue
Torenia "Sunnenilabu" USPP10843 Can1066

SUMMER WAVE® Large Violet
Torenia "Sunnenilamu" USPP15684 Can2471

SUPERBENA® *Verbena*

LANDSCAPE   15-30cm (6-12")   Vigor: 3

Selected for their robust size, exceptional mildew resistance, and larger flowers that are produced all summer without deadheading, you won't find a better verbenas than Superbena.

SUPERBENA® Raspberry *Verbena* **** USPPAF CanPBRAF
Replaces Tukana® Raspberry. This improved variety has exceptional resistance to powdery mildew and bacterial blight. It is early to flower with large clusters of raspberry pink flowers on compact plants. New this year.

SUPERBENA® Red *Verbena* **** USPPAF CanPBRAF
Replaces Superbena Royale Red. Vivid true red flowers are produced earlier and more prolifically on well-branched, vigorous plants. Perfect for patriotic recipes. New this year.

SUPERBENA® Scarlet Star *Verbena* **** USPPAF CanPBRAF
Replaces Tukana® Scarlet Star. This improved variety has exceptional resistance to powdery mildew and bacterial blight. Large clusters of scarlet red flowers appear earlier in spring. New this year.

SUPERBENA® WHITEOUT™ *Verbena* **** USPPAF CanPBRAF
Replaces Superbena Royale Whitecap. This greatly improved selection is earlier to bloom with larger, pure white flowers and an improved habit. New this year.

Growing Tips for SUPERBENA®

- High light in production is essential.
- 150-200 ppm fertilizer.
- Preventive fungicides recommended one week after transplant.
- Low pH and severe dry down can cause iron toxicity if supplemental iron has been applied.
- In growing group BB (see page 149).

Notes: For all sizes of containers, pinch the liner 1-2 weeks after transplant; for containers larger than 6" and for hanging baskets, trim around the edge of the container as needed prior to spacing or hanging of the baskets. Growth can be controlled using lower temperatures. Although Superbena is more resistant than most, powdery mildew can be a problem in poor growing environments. A routine preventative spray program is encouraged.

Easiest SUPERBENA® to Grow –

Propagators recommend Royale varieties as the easiest Superbena to grow in a 4.25 container.

AWARD WINNER – SUPERBENA® *Verbena*

339 Awards including: Superior Rating, Penn State; Exceptional Performer, University of Florida; Superior Rating, Disney Trials; Top Performer, Colorado State University



Superbena®



SUPERBENA® Coral Red *Verbena* *AKIV98-01* USPP21639 Can4146



SUPERBENA® Dark Blue *Verbena* *USBENAL8* USPP14853 Can1826



SUPERBENA® Large Lilac Blue *Verbena* *USBENAL11* USPP14854 Can1827



SUPERBENA® Pink Shades *Verbena* *USBENAL20* USPP14876 Can1829



SUPERBENA® Purple *Verbena* *USBENAL25* USPP15883 Can1831



SUPERBENA® Raspberry *Verbena* *** USPPAF CanPBRAF



SUPERBENA® Red *Verbena* *** USPPAF CanPBRAF



SUPERBENA® Scarlet Star *Verbena* *** USPPAF CanPBRAF



SUPERBENA® Stormburst *Verbena* *RIKA18302M* USPPAF CanPBRAF



SUPERBENA® Violet Ice *Verbena* *RIKA18302* USPP25396 Can4786



SUPERBENA® WHITEOUT™ *Verbena* *** USPPAF CanPBRAF

Superbena® Royale



SUPERBENA® Royale Chambray *Verbena* *AKIV571-1* USPP23051 Can4364



SUPERBENA® Royale Cherryburst *Verbena* *AKIV28902M1* USPP27388 CanPBRAF



SUPERBENA® Royale Iced Cherry *Verbena* *INVEBROICH* USPP23218 Can4587



SUPERBENA® Royale Peachy Keen *Verbena* *RIKA186504* USPPAF CanPBRAF

Superbena Sparkling®



SUPERBENA® Sparkling® Royale Plum Wine *Verbena* *RIKA14704* USPP25395 Can4785



SUPERBENA® Sparkling® Royale Romance *Verbena* *RIKA138602* USPPAF CanPBRAF



SUPERBENA® Sparkling® Amethyst *Verbena* *VEAZ0019* USPP26438



SUPERBENA® Sparkling® Ruby *Verbena* *VEAZ0021* USPP26350 CanPBRAF

SUPERBENA® Royale *Verbena* LANDSCAPE 15-30cm (6-12") Vigor: 3

The upright compact habit of the Royale series makes it great for Grande™ container production, but it still becomes a vigorous, spreading plant for the consumer. Superb shelf life, yet strong garden performance make Royale varieties stand out.



Top 50

SUPERBENA SPARKLING® *Verbena* LANDSCAPE 15-30cm (6-12") Vigor: 3

Superbena® Sparkling varieties bear large flower clusters kissed with vibrant color in the center. The blossoms completely cover the canopy of dark green, powdery mildew-resistant foliage all season without deadheading. They make excellent spillers in container recipes.



Verbena Timing Chart

There is a 5-week variance from earliest-flowering to latest-flowering varieties.

Week	12	13	14	15	16
Early-Flowering Varieties					
Superbena Sparkling® Ruby					
Mid-Flowering Varieties					
Superbena® Royale Romance					
Superbena® Scarlet Star					
Superbena Sparkling® Amethyst					
Superbena® Royale Plum Wine					
Superbena® Purple					
Superbena® Red					
Superbena® Royale Peachy Keen					
Superbena® Raspberry					
Superbena® Violet Ice					
Superbena® Royale Cherryburst					
Superbena® Pink Shades					
Later-Flowering Varieties					
Superbena® Stormburst					
Superbena® Whiteout™					
Superbena® Large Lilac Blue					
Superbena® Coral Red					
Superbena® Dark Blue					
Superbena® Royale Chambray					
Superbena® Royale Iced Cherry					

Top-Selling Superbena®

Here's how they rank in terms of liners sold in Canada.

- Superbena® Violet Ice
- Superbena® Royale Peachy Keen
- Superbena® Royale Plum Wine
- Superbena® Royale Chambray
- Superbena® Dark Blue
- Superbena® Stormburst
- Superbena® Large Lilac Blue
- Superbena® Royale Cherryburst
- Superbena Sparkling® Ruby
- Superbena® Pink Shades
- Superbena® Royale Iced Cherry
- Superbena Sparkling® Amethyst
- Superbena® Royale Romance
- Superbena® Coral Red
- Superbena® Purple

METEOR SHOWER®

Verbena bonariensis

LANDSCAPE 51-76cm (20-30") Vigor: 3

An updated look for the species, Meteor Shower® has a more compact, dense and vigorous growth habit which equates to more manageable and attractive plants as a flowering thriller in finished containers and massed in the landscape. And since the plants set little seed, it won't spread around the garden like most Verbenas of this type.

Growing Tips for METEOR SHOWER®

- High light levels are required in production.
- 150-200 ppm fertilizer for optimum growth.
- Good air circulation, water management practices, control of humidity, and good sanitation practices are critical.
- This plant sets little viable seed.
- In growing group BB (see page 149).

Notes: Pinch at 1-2 weeks after transplant if needed. To hold a crop for later delivery, an additional pinch or trim can be applied. Treat with a preventative broad spectrum fungicidal drench at 1-2 weeks after transplant. Scout crops regularly (at least once a week) for disease development.

AWARD WINNER – METEOR SHOWER® *Verbena*

31 Awards including: Top Performer, Colorado State University; Top Performer, University of Minnesota-Morris; People's Pick, Texas A&M



METEOR SHOWER®
Verbena bonariensis 'INVERPUTOW' USPP27722 Can5507